

RGBW LED Strip Controller Kit

Model No.: VP + R8-1

4 channels constant voltage/Touch color wheel/Step-less dimming/Wireless remote 30m distance



Features

- Mini style controller with 4 channel **constant voltage output**.
- Ultra sensitive color adjustment touch wheel.
- Smooth dimming and switch without any flickering.
- Built in 10 dynamic mode, include jump or gradual change style.
- Independent dimming function of each R, G, B, W channel to achieve millions of colors.
- Auto-transmitting function: Controller automatically transmit signal to another controller with 30m control distance.
- Synchronize on multiple number of controllers.
- Light on/off fade time 3s selectable.

Technical Parameters

LED Receiver's Input and Output	
Input voltage	12-24VDC
Input current	1.5.5A
Output voltage	4 x (12-24)VDC
Output current	4CH,4A/CH,Max 6A
Output power	192-384W(12-24V)
Output type	Constant voltage

Dimming data	
Dimming level	4096 levels
Dimming range	0-100%
Dimming curve	Logarithmic
PWM Frequency	1000Hz

Warranty and Protection	
Warranty	5 years
Protection	Reverse Polarity

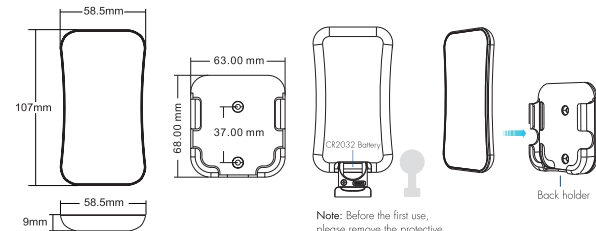
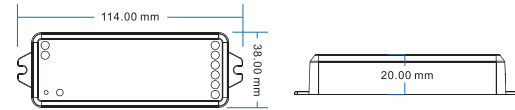
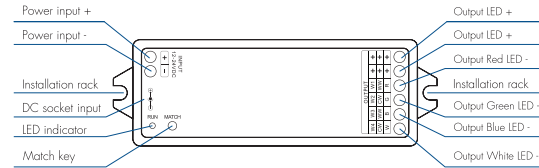
LED Remote's Input and Output	
Output signal	RF(2.4GHz)
Working voltage	3VDC(CR2032)
Working current	< 5mA
Standby current	< 10μA
Standby time	1 year
Remote distance	30m

Safety and EMC	
EMC standard (EMC)	ETSI EN 301 489-1 V2.2.3 ETSI EN 301 489-17 V3.2.4
Safety standard(LVD)	EN 62368-1:2020+A11:2020
Radio Equipment(REDE)	ETSI EN 300 328 V2.2.2
Certification	CE,EMC,LVD,RED

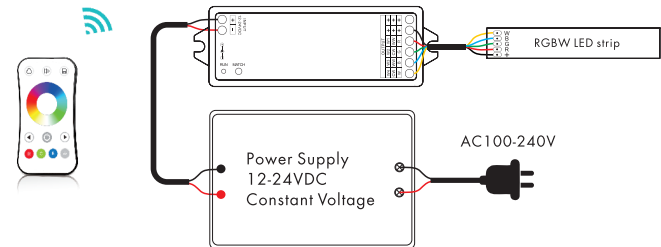
Environment	
Operation temperature	Ta: -30℃ ~ +55℃
Case temperature (Max.)	Tc: +85℃
IP rating	IP20

FC CE RoHS [ETC] LVD RED

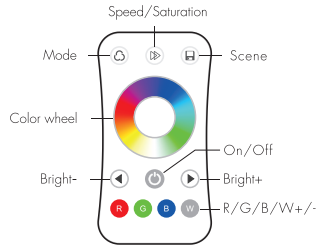
Mechanical Structures and Installations



Wiring Diagram



Remote function



On/Off: Turn on/off light.

Color wheel: Touch to change static RGB color.

Mode: Short press run the next dynamic mode, long press 2s run mode cycle.

Speed/Saturation: For dynamic mode, adjust speed, short press 10 levels, long press 2s get the default speed. For static color, adjust saturation, namely change current static RGB color to mixed white slowly, short press 11 levels, long press 1-6s for continuous 256 levels adjustment.

Bright+/-: Adjust brightness, short press 10 levels, long press 1-6s for continuous 256 levels adjustment.

R/G/B: Short press get red, green or blue color directly,

long press 1-6s adjust R/G/B brightness continuously to achieve millions of colors.

W+/-: Short press turn on/off white(RGB mix), long press 1-6s adjust saturation continuously, namely change current static RGB color to mixed white slowly.

Scene: Short press recall the scene, long press 2s save the current color into the scene.

* When light is on, touch the color wheel, the indicator will display red.

* To extend battery life, no touch or press key operation after a few seconds, the touch wheel will enter sleep state, you need press any key to make touch wheel quit sleep state.

Match Remote Control (two match ways)

End user can choose the suitable match/delete ways. Two options are offered for selection:

Use the controller's Match key

Match:

Short press match key, immediately press on/off key (single zone remote) or zone key (multiple zone remote) of the remote.

Delete:

Press and hold match key for 5s to delete all match, The light blinks 5 times means all matched remotes were deleted.

Use Power Restart

Match:

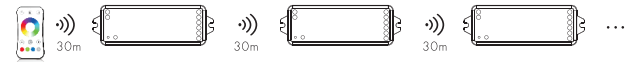
Switch off the power, then switch on power, repeat again. Immediately short press on/off key 3 times on the remote. The light blinks 3 times means match is successful.

Delete:

Switch off the power, then switch on power, repeat again. Immediately short press on/off key 5 times on the remote. The light blinks 5 times means all matched remotes were deleted.

Application notes

All the receivers are matched with one RF remote.



RF remote

Auto-transmitting: One receiver can transmit the signals from the remote to another receiver within 30m, as long as there is a receiver within 30m, the remote control distance can be extended.

Auto-synchronization: Multiple receivers within 30m distance can work synchronously when they are controlled by the same remote, under same dynamic mode and with same speed. Receiver placement may offer up to 30m communication distance. However, we recommend for indoor applications that receiver placements should be no further apart than 15m.

Dynamic mode list

No.	Name	No.	Name
1	RGB jump	6	RGB fade in and out
2	RGB smooth	7	Red fade in and out
3	6 color jump	8	Green fade in and out
4	6 color smooth	9	Blue fade in and out
5	Yellow cyan purple smooth	10	White fade in and out

Light on/off fade time

Long press match key 5s, then short press match key 3 times, the light on/off time will be set to 3s, the indicator light blink 3 times.

Long press match key 10s, restore factory default parameter, the light on/off time also restore to 0.5s.