

0/1-10V Constant Voltage LED Driver

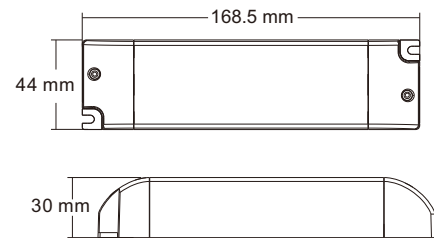

- Dimming interface: 0-10V, 1-10V, 10V PWM, Resistor, AC Push-Dim
- Universal AC input / Full range
- 1 channel constant voltage output, Max. total output power 40W
- Synchronize on multiple number of LED drivers
- Over-heat / Overload / Short circuit protection, recover automatically
- Full protective plastic case
- Suitable for indoor LED lighting application
- 5 Year, 50,000hr warranty



Applications

- Suitable for LED related fixture or appliance which use LED light bar and LED tape (like LED Decoration or Advertisement devices).
- Office / Commercial / Domestic Lighting, Hotels, Retail and Display.
- Use for retrofit upgrades & new luminaire designs.

Mechanical Structures and Installations

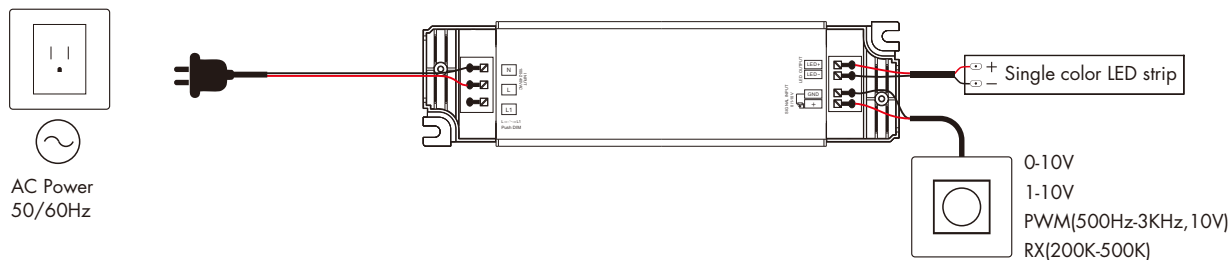


Technical Parameters

Model		LN-40-12	LN-40-24
Output	Output Voltage	12VDC	24VDC
	Output Current	Max. 3.3A	Max. 1.65A
	Output Power	Max. 40W	
	Dimming Range	0~100%	
	Ripple & Noise	<=200mV/230VAC	<=280mV/230VAC
	PWM Frequency	2000Hz	
Input	Input Voltage Range	100~240VAC	
	Frequency Range	50/60Hz	
	Efficiency	81%/230VAC	86%/230VAC
	Alternating Current	0.70A Max @100VAC, 0.4A Max @230VAC	
	Inrush Current	Cold start 27.5A at 230VAC	
	Leakage Current	<5mA	
Protection	Standby Power	0.8W/115VAC, 1.2W/230VAC	1.6W/115VAC, 2.1W/230VAC
	Over Load Power	Shut down output voltage, when the load \geq 120~150%, auto recovers.	
	Short Circuit	Shut down automatically if short circuit occurs, auto recovers.	
Environment	Over Temperature	Intelligently adjust or turn off the output current if the PCB temp > 100°C, auto recovers.	
	Working Temperature	-20°C~50°C	
	T-case Max	80°C	
	Working Humidity	20%~90%RH, non-condensing	
	Storage Temperature/Humidity	-40°C~80°C, 10%~95%RH	
	Temperature Coefficient	$\pm 0.03\%/^{\circ}\text{C}$ (0-50%)	
	Vibration Resistance	10-500Hz, 2G, 6min/cycle, X,Y,Z axes/2min	
IP Rating	IP20		
Safety & EMC	Security Specifications	IEC/EN61347-1, IEC/EN61347-2-13	
	Withstand Voltage	I/P-O/P: 3750VAC	
	Insulation Resistance	I/P-O/P: 100M Ω /500VDC/25°C/70%RH	
	EMC Emission	EN61000-3-2 Class C, IEC61000-3-3	
	EMC Immunity	EN61000-4-2.3.4.5.6.8.11, EN61547	
Certifications	CE		

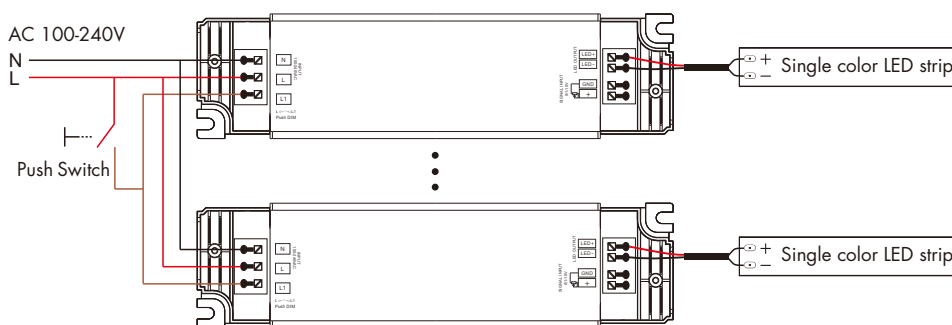
Wiring Diagram

1. 0/1-10V Connection



- The 0/1-10V input is operable via commercially available simple rotary wall switches designed for 0/1-10V dimming equipment or from dedicated system central dimming controllers.
- Compliant with 0-10V, 1-10V, 10V PWM, RX(4 in 1).
- In order to ensure dimming consistency, when the connected 0/1-10V dimmer output signal current is 20mA, the number of LED driver connections does not exceed 50 pcs, when the 0/1-10V dimmer output signal current is 50mA, the number of LED driver connections does not exceed 100 pcs. The maximum length of the wires from dimmer to LED driver should be no more than 50 meters (use copper wire with a cross-sectional area of 0.75 mm² for wiring).
- If the LED driver be used with the RF remote or Push-Dim interface prior to using the 0/1-10V interface, the 0/1-10V signal should change over 10% to return 0/1-10V control.

2. AC Push-Dim connection



The provided AC Push-Dim interface allows for a simple dimming method using commercially available non-latching (momentary) wall switches.

- **Short press:**
Turn on or off light.
- **Long press (1-6s):**
Press and hold to step-less dimming. With every other long press, the light level goes to the opposite direction.
- **Dimming memory:**
Light returns to the previous dimming level when switched off and on again, even at power failure.
- **Synchronization:**
If more than one LED driver are connected to the same push switch, do a long press for more than 10s, then the system is synchronized and all lights in the group dim up to 100%. This means there is no need for any additional synchrony wire in larger installations. We recommend the number of LED drivers connected to a push switch does not exceed 25 pieces, The maximum length of the wires from push to LED driver should be no more than 20 meters.

Dimming Curve

