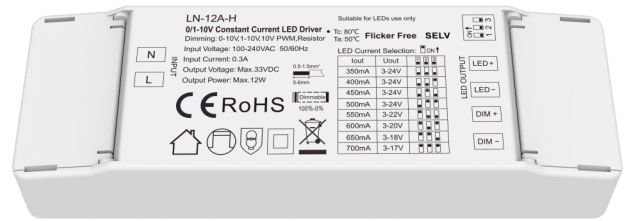


## 0/1-10V Constant Current LED Driver

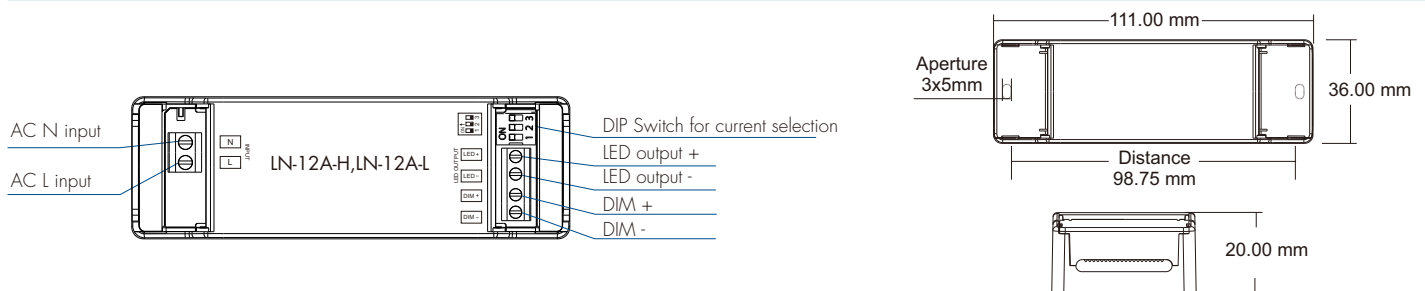
- Dimming interface: 0-10V, 1-10V, 10V PWM, Resistor
- Universal AC input / Full range
- Flicker - Free
- 1 channel constant current output, configurable current via DIP switch
- Synchronize on multiple number of LED drivers
- Over-heat / Over-load / Short circuit protection, recover automatically
- Full protective plastic case
- Suitable for indoor LED lighting application
- 5 Year, 50,000hr warranty



### Applications

- Suitable for downlight, spotlight and decorative applications.
- Office / Commercial / Domestic Lighting, Hotels, Classrooms, Warehouse, Health care, Retail and Display.
- Use for retrofit upgrades & new luminaire designs.










### Mechanical Structures and Installations



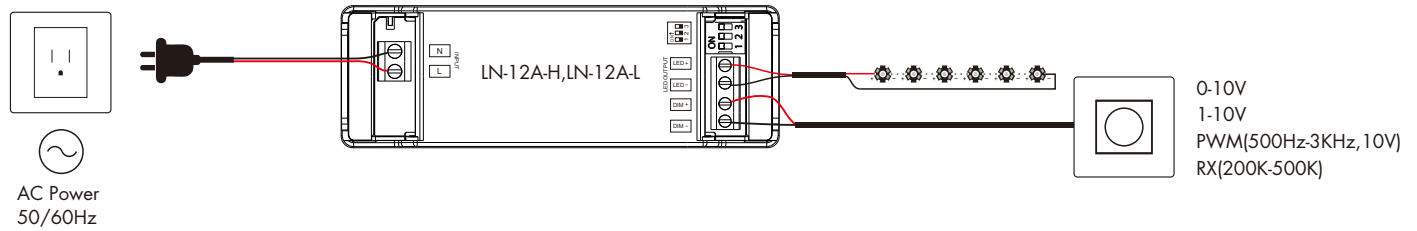
### Technical Parameters

Model		LN-12A-H	LN-12A-L
Output	Output Voltage	3-24VDC	9-45VDC
	Max Output Voltage	33VDC	48VDC
	Output Current	350-700mA	100-450mA
	Output Power	Max. 12W	
	Dimming Range	0~100%, dimming depth:0.01%	
	PWM Frequency	4000Hz	
	Current Accuracy	±5%	
	Ripple & Noise	< 100mV	
Input	Input Voltage Range	100~240VAC	
	Frequency Range	50/60Hz	
	Efficiency	>79%/230VAC	>80%/230VAC
	Alternating Current	0.3A/115VAC, 0.15A/230VAC	
	Anti Surge	L:N:1KV	
	Inrush Current	Cold start 27A at 230VAC	
	Leakage Current	< 0.5mA/230VAC	
	Standby Power	< 1W	
Protection	Over Load Power	Hiccup, recovers automatically after fault condition is removed	
	Short Circuit	Hiccup, recovers automatically after fault condition is removed	
	Over Temperature	Current decrease when PCB temp>100°C, recovers automatically after fault condition is removed	
Environment	Working Temperature	-20°C~50°C	
	T-case Max	80°C	
	Working Humidity	20%~90%RH, non-condensing	
	Storage Temp/Humidity	-40°C~80°C, 10%~95%RH	
	Temperature Coefficient	±0.03%/°C (0-50%)	
	Vibration Resistance	10-500Hz, 2G, 6min/cycle, X,Y,Z axes/2min	
IP Rating	IP20		
Safety&EMC	Security Specifications	IEC/EN61347-1, IEC/EN61347-2-13	
	Withstand Voltage	I/P-O/P: 3750VAC	
	Insulation Resistance	I/P-O/P: 100MΩ/500VDC/25°C/70%RH	
	EMC Emission	EN61000-3-2 Class C, IEC61000-3-2	
	EMC Immunity	EN61000-4-2.3.4.5.6.8.11, EN61347	
	Certifications	CE	

LED Current Selection: 

Model									
LN-12A-H	Output Voltage	3-24V	3-24V	3-24V	3-24V	3-22V	3-20V	3-18V	3-17V
	Output Current	350mA	400mA	450mA	500mA	550mA	600mA	650mA	700mA
LN-12A-L	Output Voltage	9-45V	9-45V	9-45V	9-45V	9-40V	9-34V	9-30V	9-26V
	Output Current	100mA	150mA	200mA	250mA	300mA	350mA	400mA	450mA

## Wiring Diagram



- The 0/1-10V input is operable via commercially available simple rotary wall switches designed for 0/1-10V dimming equipment or from dedicated system central dimming controllers.
  - Compliant with 0-10V, 1-10V, 10V PWM, RX(4 in 1).
  - In order to ensure dimming consistency,
    - when the connected 0/1-10V dimmer output signal current is 20mA, the number of LED driver connections does not exceed 50 pcs,
    - when the 0/1-10V dimmer output signal current is 50mA, the number of LED driver connections does not exceed 100 pcs.
- The maximum length of the wires from dimmer to LED driver should be no more than 50 meters(use copper wire with a cross-sectional area of 0.75 mm<sup>2</sup> for wiring).

## Dimming Curve

0/1-10V dimming

