


4 Push Button DALI Dimmer

- Standard DALI Master, control 4 DALI Addresses.
- Comply to latest DALI standard protocol IEC62386 and in compliance with DALI products from other international incorporation.
- Power is provided by DALI bus.
- 1-4 push button control.
- Enable to select 4 different addresses for controlling by encoding switch.
- Support scene, group, unicast and broadcast mode.
- Easy to be placed in standard wall junction box behind a push switch.

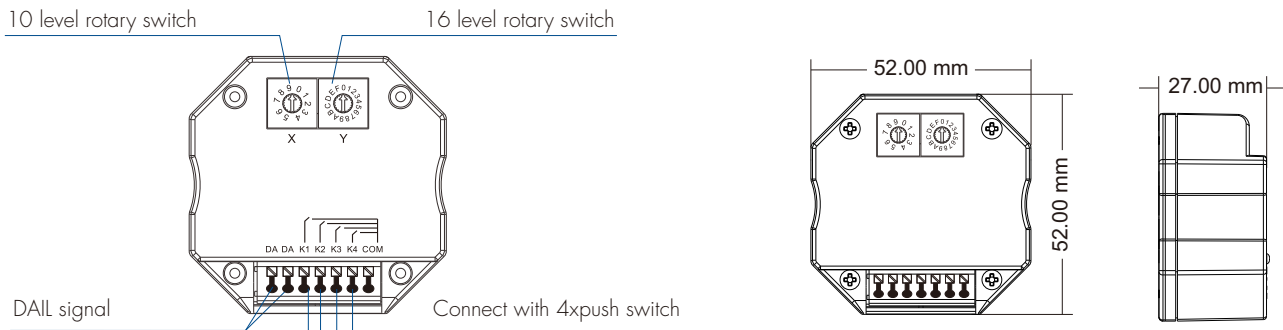


CE RoHS

Technical Parameters

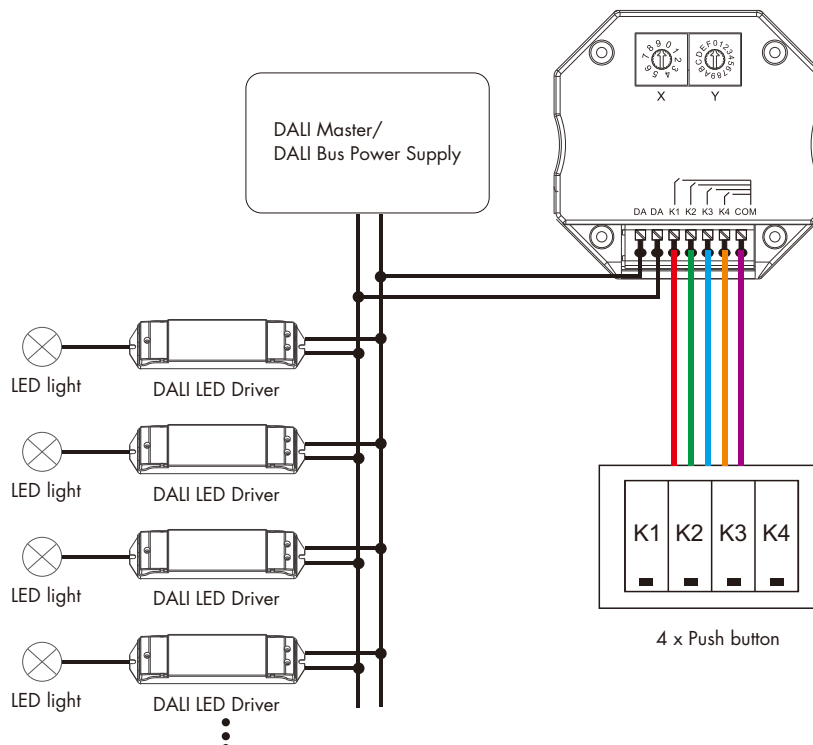
Input and Output		Environment		Safety and EMC	
Input signal	4xpush switch signal	Operation temperature	Ta: -20°C ~ +50°C	EMC standard	EN IEC 55015:2019+A11:2020
Output signal	DALI signal	Case temperature (Max.)	Tc: +55°C		EN 61547:2023
Power supply	DALI bus	IP rating	IP20	Safety standard	EN IEC 61000-3-2:2019+A1:2021
Static current	4mA@16V	Package			EN 61000-3-3:2013+A1:2019
Warranty		Size	l60 x W60 x H40mm	Certification	EN 61347-1:2015+A1:2021
Warranty	5 years	Gross weight	0.046kg		EN 61347-2-13:2014+A1:2017
					CE

Mechanical Structures and Installations



Wiring Diagram

⚠ Note: This product does not have a built-in DALI bus power supply and needs to be used with a DALI bus power supply.

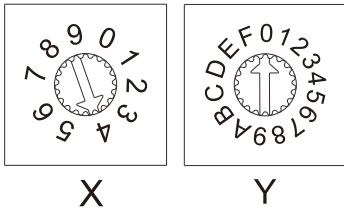


DALI Address Setting

Address value = $X * 10 + Y$.

For example: $X = 5, Y = 4$, Address value = $5 * 10 + 4 = 54$.

Unicast mode



X is 0-6, Y is 0-9.

Address value 0-63 correspond to DALI unicast address 00-63.

For example:

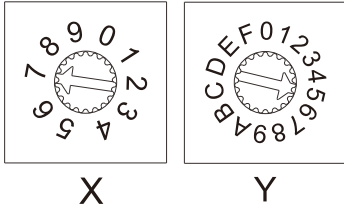
Address value = 40, the unicast values of K1,K2,K3,K4 push button are 40, 41, 42, 43.

Address value = 62, the unicast values of K1,K2,K3,K4 push button are 62, 63, 0, 1.

Short press K1,K2,K3,K4 button to turn on/off light.

Long press K1,K2,K3,K4 button to increase or decrease brightness.

Group mode



X is 7, Y is 0-F.

Address value 70-7F correspond to DALI group address 0-15.

For example:

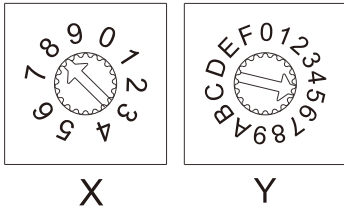
Address value = 5, the group address value of K1,K2,K3,K4 push button are 5, 6, 7, 8.

Address value = E, the group address value of K1,K2,K3,K4 push button are 14, 15, 0, 1.

Short press K1,K2,K3,K4 button to turn on/off light.

Long press K1,K2,K3,K4 button to increase or decrease brightness.

Scene mode



X is 8, Y is 0-F.

Address value 80-8F correspond to DALI scene 0-15.

For example:

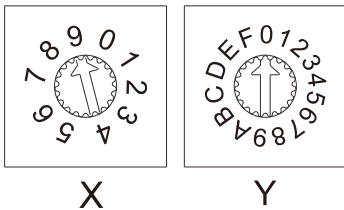
Address value = 5, the scene value of K1,K2,K3,K4 push button are 5, 6, 7, 8.

Address value = E, the scene value of K1,K2,K3,K4 push button are 14, 15, 0, 1.

Short press K1,K2,K3,K4 button to recall the scene.

Long press K1,K2,K3,K4 button 2s to turn off the scene light.

Broadcast mode



X is 9, Y is 0-F.

Address value 90 - 9F correspond to broadcast address.

Short press K1,K2,K3,K4 button to turn on/off light.

Long press K1,K2,K3,K4 button to increase or decrease brightness.