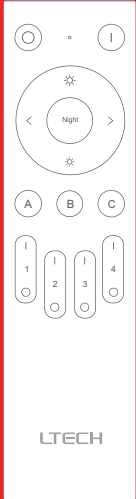


LTECH



Bluetooth LED Remote

RC4-BLE

Manual
www.ltech-led.com

Product Introduction

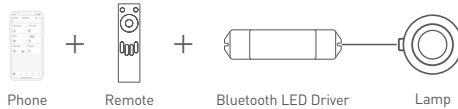
Bluetooth LED remote adopts Bluetooth 5.0 SIG Mesh technology with low power consumption. Work with a Bluetooth wireless LED driver to simultaneously control different types of light fixtures in multiple zones. You can turn lights on/off, set the dim level, change color temperature and colors of lights with one remote. Simple and flexible operations put you in easy control of your lighting and make life smarter.

Technical Specs

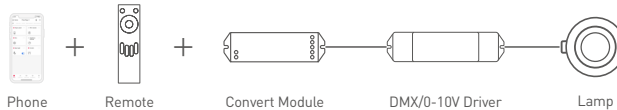
Model: RC4-BLE
 Working Voltage: 3Vdc (Button Battery CR2032)
 Wireless Protocol Type: Bluetooth 5.0 SIG Mesh
 Working Temperature: -20°C~55°C
 Dimensions(L×W×H): 40×150×13(mm)
 Package Size (L×W×H): 46×155×19(mm)
 Weight(G.W.): 85g

Recommend Applications

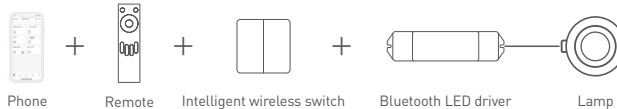
1. Achieve fast dimming control.



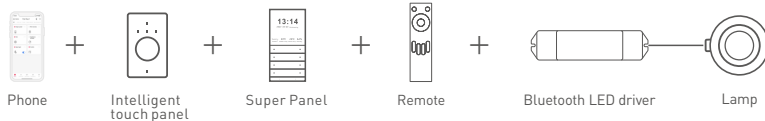
2. Link up the remote with the driver via App to control the driver both by App and remote.



3. Link up the remote with the driver via App to control the driver by APP, remote and wireless switch.

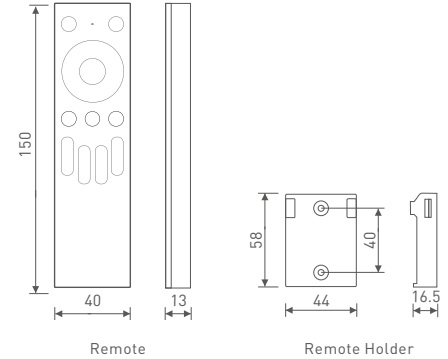


4. Link up the American base wall switch (Intelligent touch panel) with the driver via APP to control the driver both by App and wall switch. By connecting the Super Panel to the network, you are allowed to control the driver, cloud scenes and automation remotely with App.

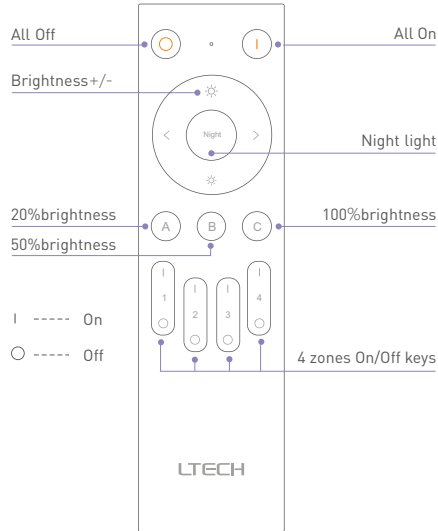


Dimensions

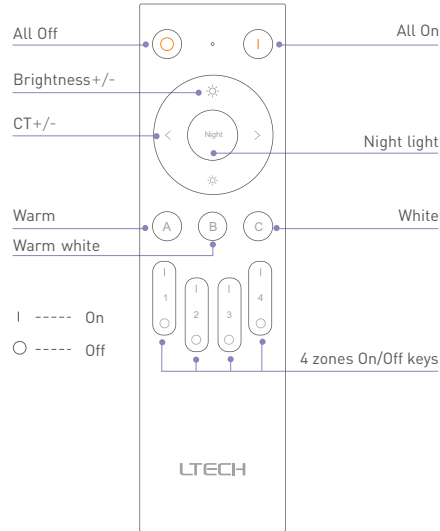
Unit: mm



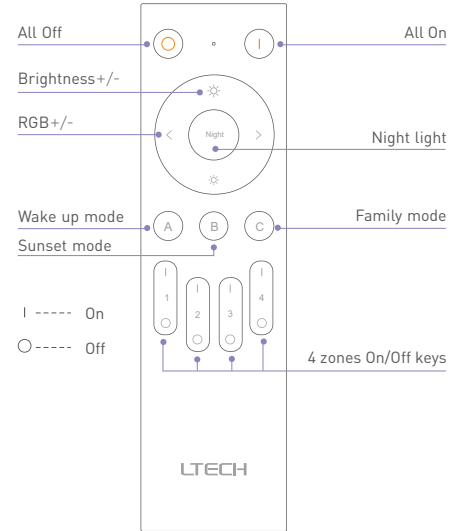
Remote -DIM



Remote - CT

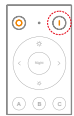


Remote - RGB/RGBW/RGBWY



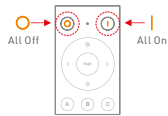
- "On" keys of 4 zones allow you to turn on the lights and select the zones. "Off" keys to turn off the lights and deselect the zones. If you have selected one zone, press the "On" keys of other zones within 3s and you'll be able to control all the selected zones with 8 dimming keys (⊕). If one zone is repeatedly selected within 3s, the other zones you selected previously will be canceled (e.g. If Zone 1, Zone 2, Zone 3 have been selected and you press "ON" key of Zone 1 again, then only Zone 1 will be selected and Zone 2, Zone 3 will be canceled).
- All On (⊕)/All Off (⊖) keys are to simultaneously turn on /off the lights of all zones, but the 8 dimming keys are still in control of the previously selected zones before turning lights off.

How to Access & Exit the Network



Access the network:

Long press "All On" key for 6s. When the indicator light flashes slowly, the remote gets into the activated mode. Within 40s, search the device and add it by the mobile APP. If the indicator light fast flashes three times, the remote will access the network successfully.



Routinely exit the network:

Long press "All On" key for 6s. When the indicator light flashes slowly, the remote gets into the activated mode. Go to the App settings and click "Delete Device". When the indicator light fast flashes five times, the remote will exit the network successfully. Force exit the network/Reset factory defaults: Long press "All Off" key for 6s. When the indicator light fast flashes five times, the remote will exit the network successfully.

- * This manual is subject to changes without further notice. Product functions depend on the goods. Please feel free to contact our official distributors if you have any question.

* One remote can pair up above three type of light fixtures, but each group can only control the same color type of lights.

LTECH

LED 蓝牙 遥控器

RC4-BLE

使用说明书
www.ltech.cn

产品介绍

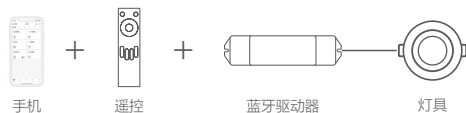
LED蓝牙遥控器采用低功耗蓝牙5.0 SIG MESH通信技术，搭配无线蓝牙驱动器，实现多区域、多类型同时控制的功能，即一个遥控器就能对不同类型的灯具进行开关、调光、调色，操作灵活、简易，让灯光随手可控，让生活更智能。

技术参数

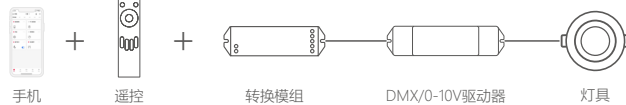
型号:	RC4-BLE
工作电压:	3Vdc (纽扣电池CR2032)
无线类型:	蓝牙 5.0 SIG Mesh
工作温度:	-20°C~55°C
产品尺寸:	L40×W150×H13(mm)
包装尺寸:	L46×W155×H19(mm)
重量(毛重):	85g

推荐应用控制方式

1、快速实现本地调光。



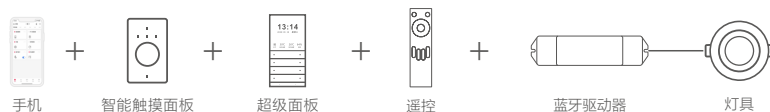
2、通过APP设置遥控关联驱动后，可实现APP与遥控两种控制方式控制驱动。



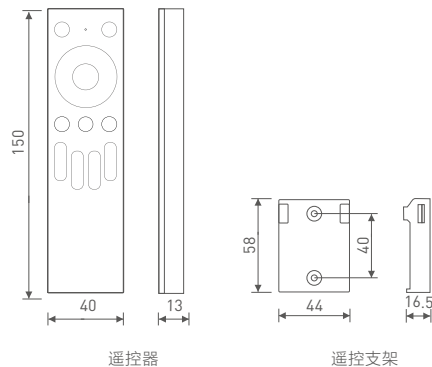
3、通过APP设置遥控关联驱动后，可实现APP、遥控和无线开关三种控制方式控制驱动。



4、通过APP设置，面板关联驱动，可实现APP与面板同时控制。并能够通过面板联网，可实现APP远程控制驱动，云场景，自动化联动功能。

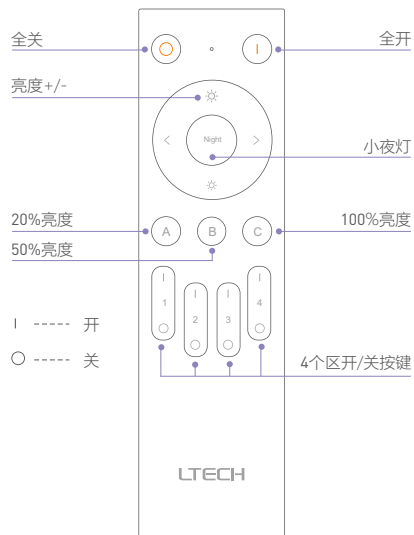


产品尺寸 单位: mm

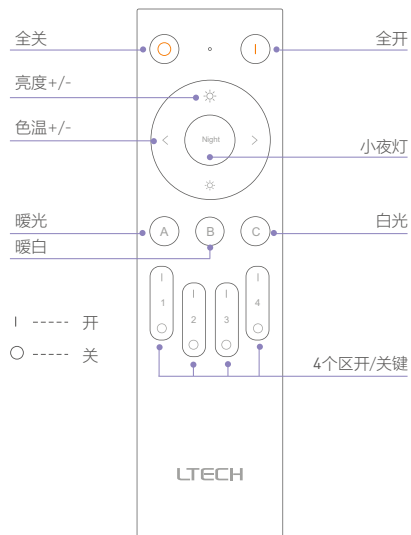


Bluetooth® CE FC RoHS

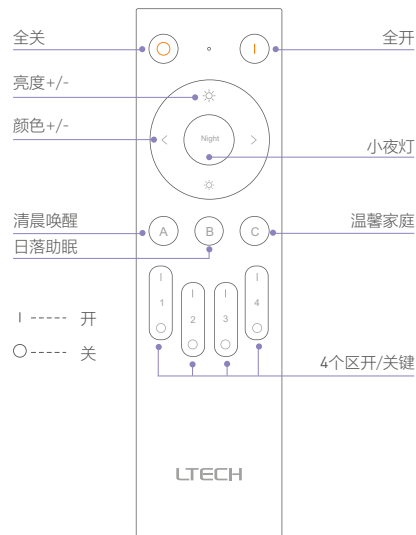
遥控调光灯具



遥控色温灯具

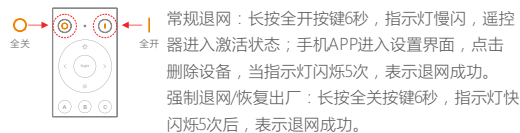
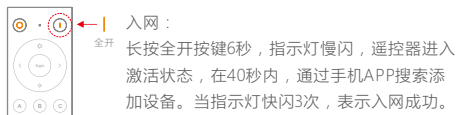


遥控全彩灯具



- * 开按键 为开灯及区选中，关按键 为关灯及区取消；如果选中了一个区，3秒内按下其它区的开按键，则为叠加选择，此时8个调光键 将对选中的多个区进行控制。如果3秒内重复选中了一个区，会取消之前选中的区（例如，已选择1、2、3区，再按1区开按键时，则仅1区为选中，2、3区取消）。
- * 全开 /全关 按键是对开灯组进行的开关机操作，但是8个调光键 仍是对关灯之前选中的区进行控制。

入网与退网



- * 同一遥控可混合学习以上三种颜色类型灯具，但每一组只能控制同一种颜色类型灯具。

- * 本说明书的内容如有变更，恕不另行通知。若内容与您使用的功能有所不同，则以实物为准。如有疑问，欢迎向我司授权的经销商咨询。