


## DALI Constant Current Driver

Special for magnetic absorption lamp and linear

- Not polarity.
- Multi-current setting.
- DC to DC Constant current output.
- DALI 2.0 protocol.
- Suitable for STUCCHI standard housing.
- Magnetic installation application, quiet and without high-frequency interference sound.
- Smooth dimming curve without flicker.
- Short circuit, overload, no-load and anti-reverse protection.
- 5 years warranty.




Flicker-free  
IEEE 1789



warranty  
5 years

CE FC RoHS



## Specification

MODEL		MT-100-400-D1D1	MT-350-700-D1D1
OUTPUT	Output Voltage	9-42Vdc	
	Output Current	100-400mA	350-700mA
	Output Power	1W-16.8W	3.5W-29.4W
	Current Accuracy	+15mA/-25mA	±5%
	Dimming Range	0~100%, dimming depth 1%	
	Channel	1	
INPUT	Dimming Interface	DALI	
	Input Voltage	48Vdc±5% (Not polarity)	
	Input Current	0.38A	0.65A
	Efficiency (Typ)	95%	
	Standby power	<0.5W	
ENVIRONMENT	Working temperature	ta: -30~60°C tc: 87°C	
	Storage temperature	-40~80°C	
	Working Humidity	20~95%RH, non-condensing	
PROTECTION	Over Load Protection	The load voltage is out of range, the current drops until the power is turned on again.	
	Non-Load Protection	Prevents damage to the load when it is powered on.	
	Short Circuit Protection	Output close, fault self-recovery	
	Anti -reverse Protection	Prevent driver and load damage	
OTHERS	Dimension	L125×W14×H10mm	
	Weight (G.W.)	15g±2g	

## Output Current Selection

\* Please select the current through the DIP switch on the circuit board when the power is off.

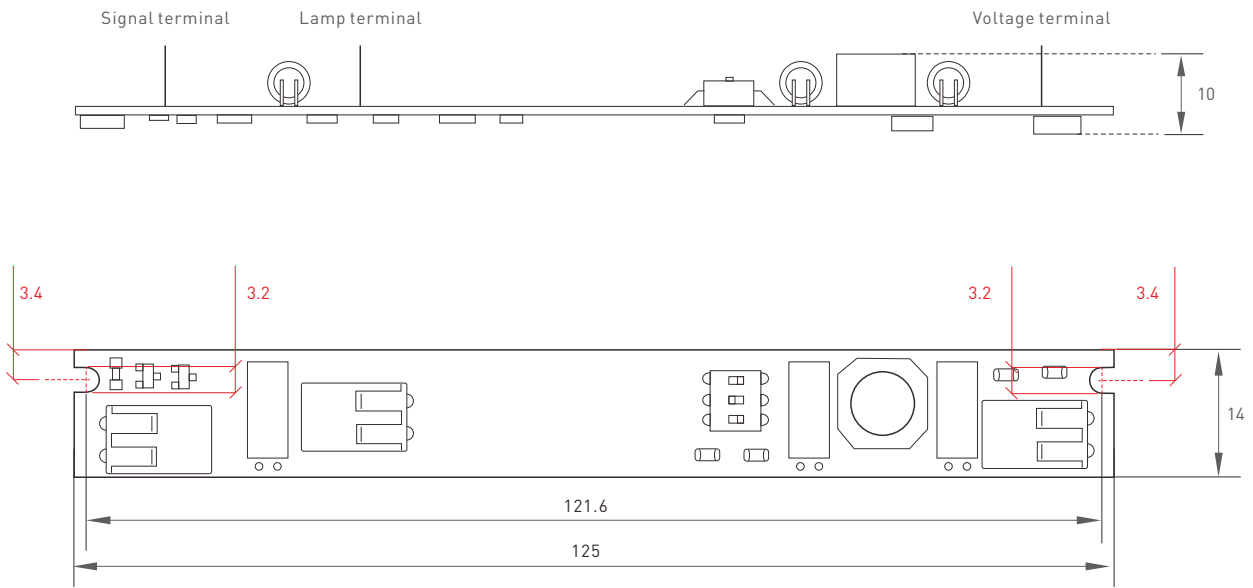


DIP Switch		↑ ↓ ↓	↓ ↑ ↓	↑ ↑ ↓	↓ ↓ ↑	↑ ↓ ↑	↓ ↑ ↑	↑ ↑ ↑	↑ ↓ ON OFF
MT-100-400-D1D1	Output Current	100mA	150mA	200mA	250mA	300mA	350mA	400mA	
	Output Voltage	10-42V	10-42V	10-42V	10-42V	10-42V	10-42V	10-42V	
	Output Power	1-4.2W	1.5-6.3W	2-8.4W	2.5-10.5W	3-12.6W	3.5-14.7W	4-16.8W	

DIP Switch		↓ ↓ ↓	↑ ↓ ↓	↓ ↑ ↓	↑ ↑ ↓	↓ ↓ ↑	↑ ↓ ↑	↓ ↑ ↑	↑ ↑ ↑	↑ ↓ ON OFF
MT-350-700-D1D1	Output Current	350mA	400mA	450mA	500mA	550mA	600mA	650mA	700mA	
	Output Voltage	10-42V	10-42V	10-42V	10-42V	10-42V	10-42V	10-42V	10-42V	
	Output Power	3.5-14.7W	4-16.8W	4.5-18.9W	5-21W	5.5-23.1W	6-25.2W	6.5-27.3W	7-29.4W	

## Dimensions

Unit:mm




## Terminal description

PCB board



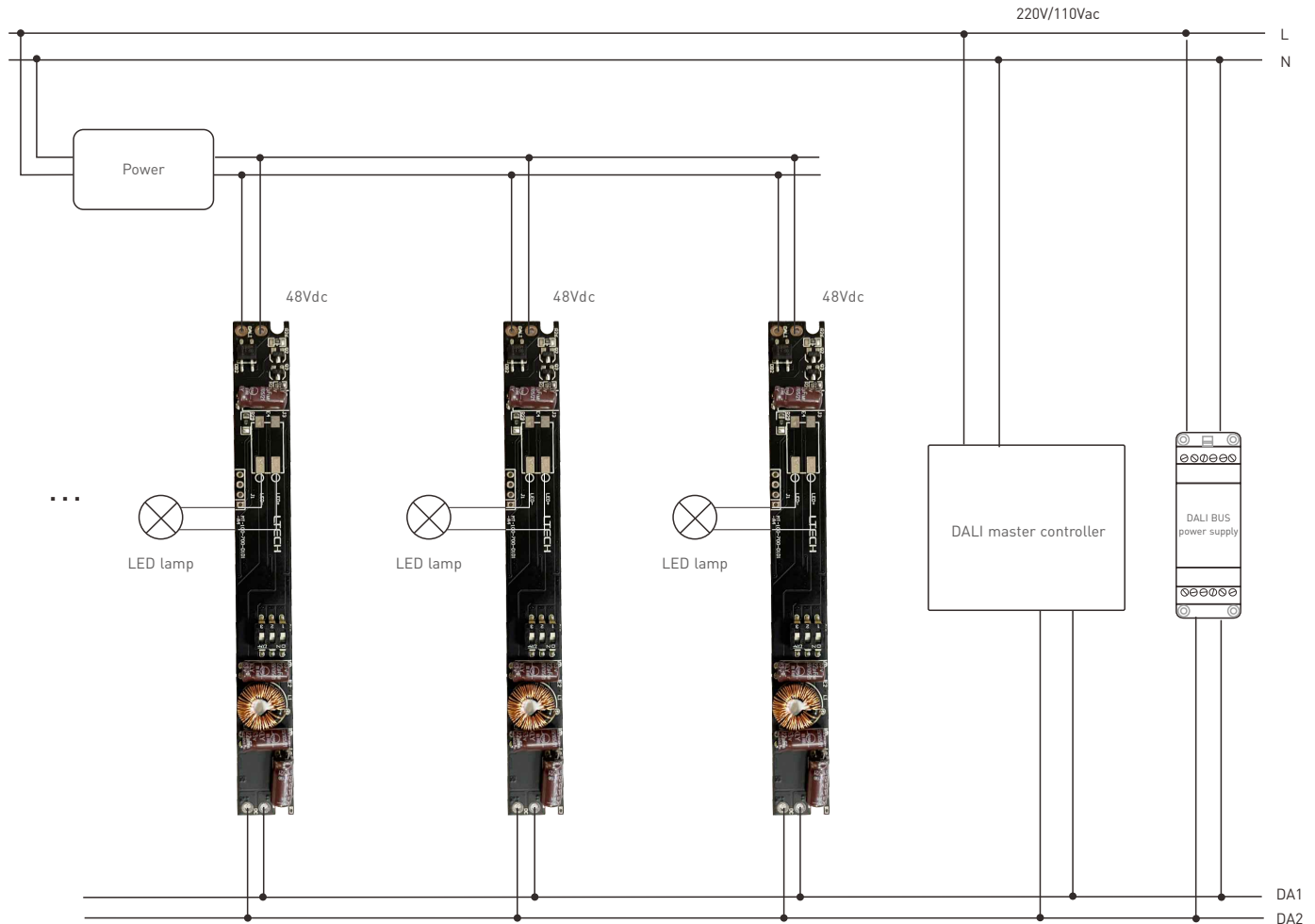
Main view



Side view



## Wiring Diagram



## Attentions

- Products shall be installed by qualified professionals.
- LTECH products are non-waterproof (special models excepted). Please avoid the sun and rain. When installed outdoors, please ensure it is mounted in a water proof enclosure.
- Good heat dissipation will extend the working life of products. Please ensure good ventilation.
- Please check if the working voltage used complies with the parameter requirements of products.
- The diameter of wire used must be able to load the light fixtures you connect and ensure the firm wiring.
- Before you power on products, please make sure all the wiring is correct in case of incorrect connection that causes damage to light fixtures.
- If a fault occurs, please do not attempt to fix products by yourself. If you have any question, please contact your suppliers.

\* This manual is subject to changes without further notice. Product functions depend on the goods. Please feel free to contact our official distributors if you have any question.

## Warranty Agreement

- Warranty periods from the date of delivery : 5 years.
- Free repair or replacement services for quality problems are provided within warranty periods.

### Warranty exclusions below:

- Beyond warranty periods.
- Any artificial damage caused by high voltage, overload, or improper operations.
- Products with severe physical damage.
- Damage caused by natural disasters and force majeure.
- Warranty labels and barcodes have been damaged.
- No any contract signed by LTECH.

1. Repair or replacement provided is the only remedy for customers. LTECH is not liable for any incidental or consequential damage unless it is within the law.
2. LTECH has the right to amend or adjust the terms of this warranty, and release in written form shall prevail.

## Update Log

Version	Updated Time	Update Content	Updated by
A0	2020.01.02	Original version.	Xu Shujun
A1	2022.01.20	Added "Output Voltage Range" to P1.	Xu Shujun
A2	2022.06.01	Added "tc: 87 °C" to P1.	Xu Shujun
A3	2022.08.22	Update product pictures.	Yang Weiling