

EUP150D-1W24V-0

Summary

EUP150D-1W24V-0 is a constant voltage output LED dimming driver that can be used indoors, and this driver meets the requirements DALI standard protocol IEC62386. Support DALI, adjustable resistance, PWM, Touch DIM dimming mode.

Product Features

- Single channel constant voltage output, 24V DC output per channel
- Support passive 0/1-10V analog dimming signal
- Dimming range from 0-100%, LED brightness starting from 1%
- Smooth dimming curve without jitter
- Load protection, short circuit protection, overcurrent protection

Application



LED Strip Light



LED Tube



Flicker free



DALI



Over Load Protection



Short Circuit Protection


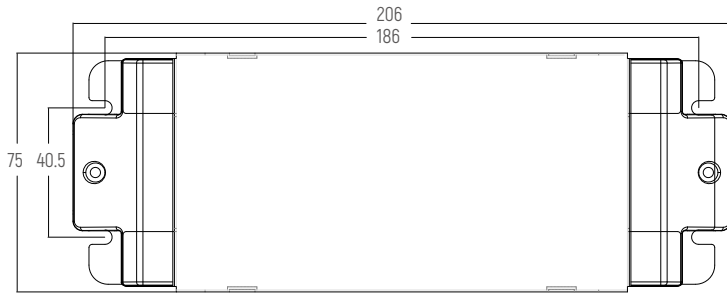


Over Current Protection

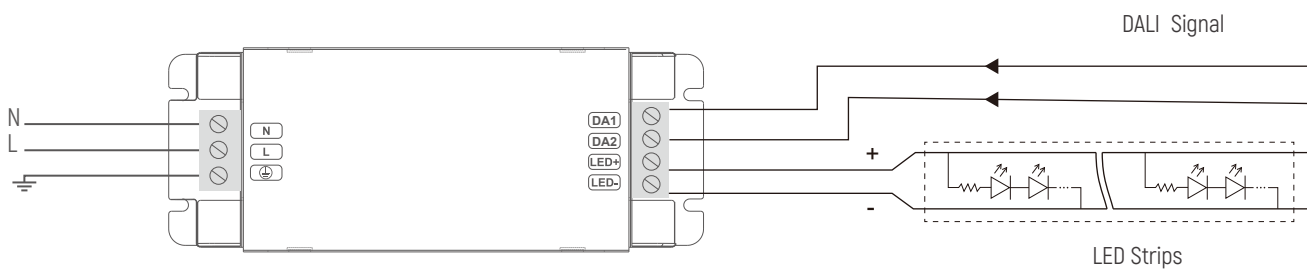
Technical Parameters

Model	EUP150A-1H24V-1	
Input	Efficiency	93%@230VAC, Full load
	Voltage	100VAC-240VAC
	Frequency Range(Hz)	50/60Hz
	Power Factor	≥0.95@230VAC, Full load
	THD	<10%@230VAC, Full load
	Current	1.75Amax@100VAC
	Inrush Current	Cold start,51.2A 480uS@230VAC
	Standby power	≤1W
	No load power	≤1W
	Inrush current	≤ 1 s, at100Vac (When the light begins to shine)
Output	Current / Voltage / Power	6.25A/24VDC/150W
	Output Voltage	±5%
	Current Accuracy	±3%
	Ripple current	±5%
	No load output voltage	25.2V max
Function	Dimming type	DALI / PUSH DIM
	Dimming range	0%-100%
	Dimming curve	Logarithm
Protection	Over load	No output, troubleshooting self-recovery
	Short circuit	No output, troubleshooting self-recovery
	Over Current	No output, troubleshooting self-recovery
Safety&EMC	Surge	L-N 1000VAC N-PE2000V L-PE2000V
	Withstand Voltage	I/P-O/P: 3750VAC/1min/5mA ; I/P-GND: 1500VAC/1min/5mA ; O/P-GND : 500VAC/1min/5mA
	Safety standards	IEC/EN62384,IEC/EN61347-1, IEC/EN61347-2-13, GB19510.1, GB19510.14
	EMC Eission	EN61000-4-2, 3, 4, 5, 6, 8, 11; EN55015, EN61000-3-2; GB17626.3, 4, 5, 6, 8, 11; GB17743 GB17625.1, 2
	Insulation Resiance	5M Ω
Others	Working temp.	-30°C~50°C
	Storage Temp., Humidity	-40°C~85°C, 20-90%RH
	Tc	70°C
	Material	Metal
	IP rating	IP20
	Lifetime	30,000h@tc:70°C
	Warranty	3 year
	Switch cycle	>15,000 times
	Packing size	Net weight: 650g±5%/PCS; 18PCS/Cartron; 12.2kg±5%/ box; Outer box size: 303*221*265mm(L * W * H)
Dimension	206*75*40mm (L * W * H)	

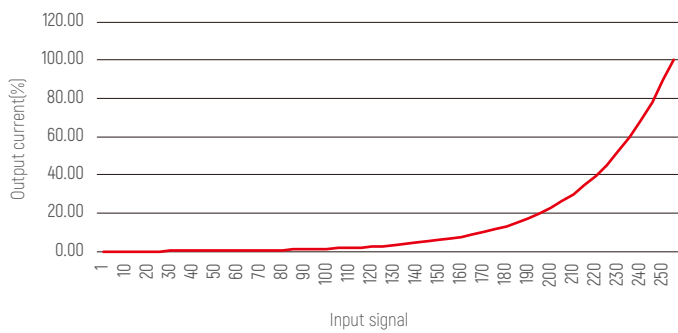
Dimension(mm)



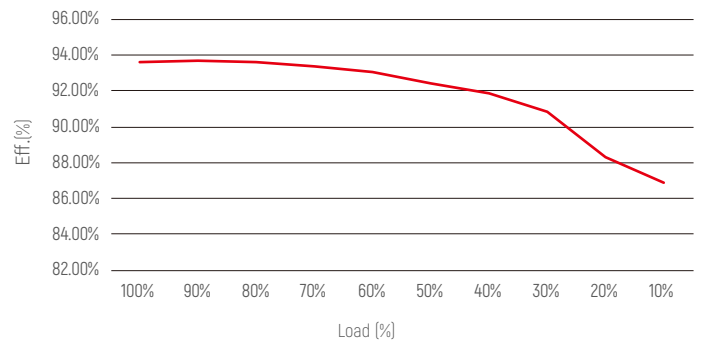
Wiring Diagram



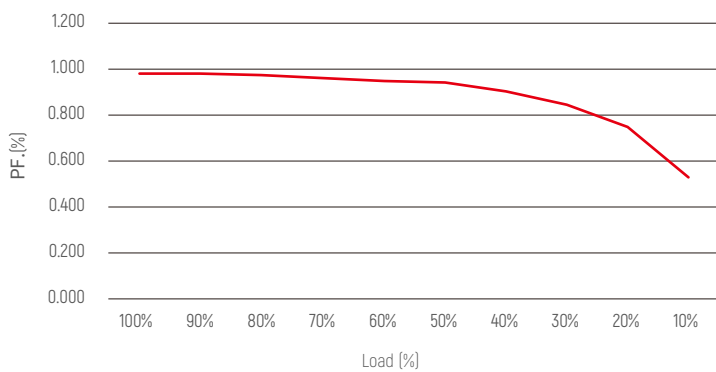
Dimming Curve



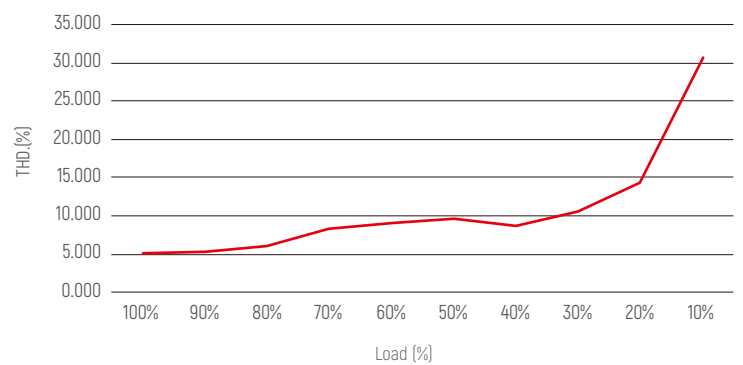
Efficiency vs Load Curve



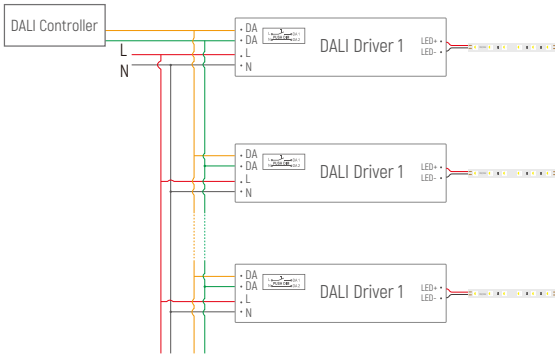
PF vs Load Curve



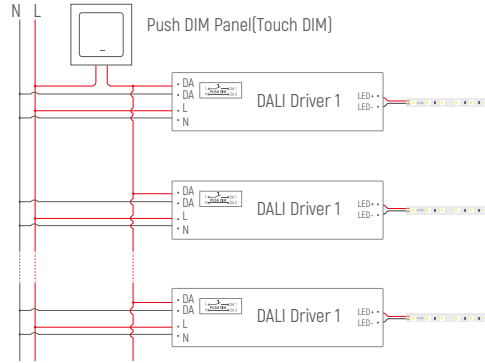
THD vs Load Curve



DALI Diagram



Push DIM(Touch DIM) Diagram



Remark: Only use open push button without indicator light. Maximum cable length between each Unit: 20 meters.

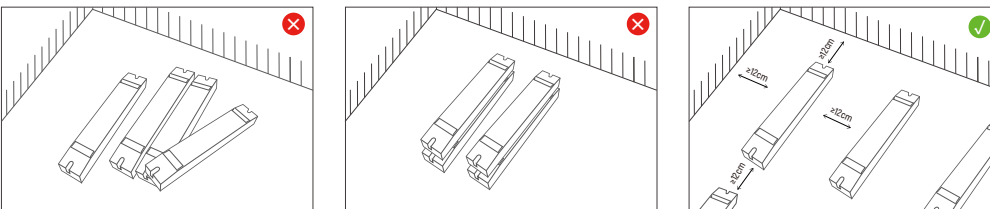
Push DIM Function

1. Press the Push DIM (Touch DIM) switch for 8s or more, the driver can be controlled via Push DIM switch.
2. Short press the Push DIM (Touch DIM) switch (<0.5s) to control the lamp on or off.
3. Long press the Push DIM (Touch DIM) switch (>0.5s) to dim the brightness of light. The dimming direction will change every time after pressing switch.
4. Double-click the Push DIM (Touch DIM) switch (<0.3s), then all lamps connected on the device will be set maximum brightness.
5. The brightness adjustment range is 1%-100%, and the light can be turned off through short pressing when doing the adjustment with long pressing Push DIM (Touch DIM) switch.
6. With the Power off memory function, the power-down state will be recovered when power on again.

Max. quantity of drivers per miniature circuit breaker

MCB	Input Voltage 230V Drivers	MCB	Input Voltage 230V Drivers
B10	3pcs	C10	5pcs
B13	4pcs	C13	6pcs
B16	4pcs	C16	8pcs
B20	6pcs	C20	10pcs
		D16	9pcs

Installation Precautions



Please do not stack the products. The distance between two products should be >12cm so as not to affect heat dissipation and the lifespan of the products.

Warranty Agreement

1. Warranty periods from the date of delivery : 3 years.
2. Free repair or replacement services for quality problems are provided within warranty periods.

Warranty exclusions below:

1. Beyond warranty periods.
 2. Any artificial damage caused by high voltage, overload, or improper operations
 3. Products with severe physical damage.
 4. Damage caused by natural disasters and force majeure.
 5. Warranty labels and barcodes have been damaged.
 6. No any contract signed by EUCHIPS.
- Repair or replacement provided is the only remedy for customers. EUCHIPS is not liable for any incidental or consequential damage unless it is within the law.
 - EUCHIPS has the right to amend or adjust the terms of this warranty, and release in written form shall prevail.

Cautions

1. This product must be installed and adjusted by a qualified professional.
2. This product is non waterproof, need to avoid sun and rain. In case of outdoor use, please ensure it is mounted in a water proof enclosure.
3. Good heat dissipation conditions extend product life. Please install the product in a well-ventilated environment.
4. Please make sure LED power supply output voltage, current is used to meet the product requirements.
5. Please ensure that adequate sized cable is used from the controller to the LED lights to carry the current. Please also ensure that the cable is secured tightly in the connector.
6. Due to safety concerns, PVC or rubber cord of 0.75- 2.5mm² is recommended for input and output terminal(s) (excluding signal terminals). Flat power cord is not suitable. Ensure all wire connections and polarities are correct before applying power to avoid any damages to the LED lights.
7. In case of malfunction, do not repair it yourself.

※ The contents of this manual are updated without prior notice. If the function of the product you are using is inconsistent with the instructions, the function of the product shall prevail. Please contact us if you have any questions .

EUP150D-1W24V-0

概述

EUP150D-1W24V-0是一款可以用于室内的恒压输出LED调光驱动器,这款驱动器符合DALI标准协议IEC62386。支持DALI,可调电阻, PWM, Touch DIM多种调光方式。

产品特点

- 单通道恒压输出, 每通道 24V 直流输出
- 符合DALI协议IEC62386
- 调光范围从 0-100%, LED 亮度从 1%启动
- 调光曲线平滑, 无抖动
- 负载保护, 短路保护, 过流保护

应用



LED灯带



LED硬灯条



无频闪



DALI



过载保护



短路保护



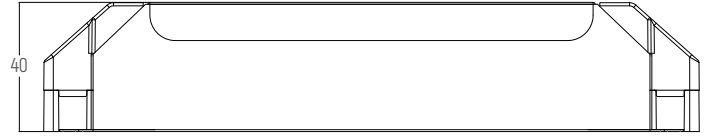
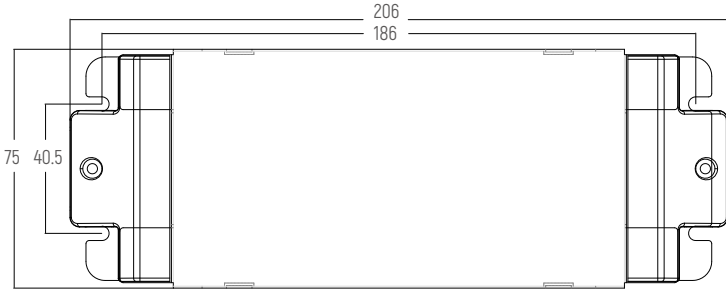
过流保护



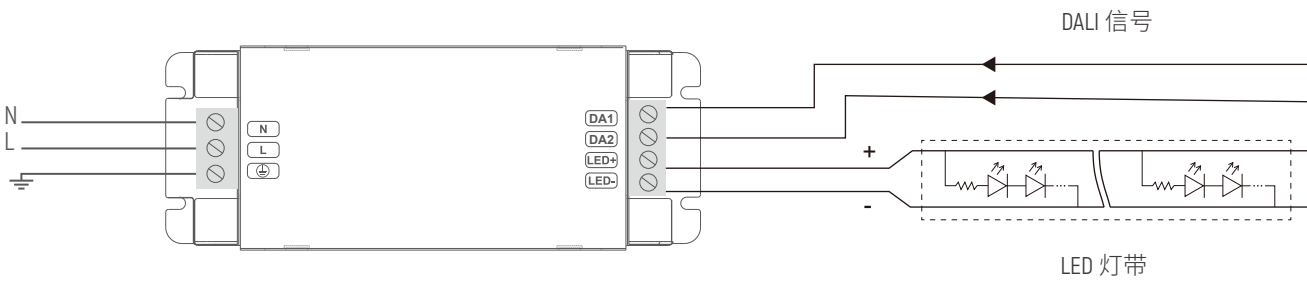
技术参数

型号	EUP150D-1W24V-0	
输入	效率	93%@230VAC, 满载
	电压	100VAC-240VAC
	频率	50/60Hz
	功率因素	≥0.95@230VAC, 满载
	THD	<10%@230VAC, 满载
	电流	1.75Amax@100VAC
	浪涌电流	冷启动, 51.2A 480uS@230VAC
	待机功耗	≤1W
	空载功耗	≤1W
	启动延时	≤ 1 s, at100Vac [当灯光亮起]
输出	电流/电压/功率	6.25A/24VDC/150W
	输出电压范围	±5%
	电流精度	±3%
	纹波电流	±5%
	空载电压	25.2V max
功能	调光方式	DALI / PUSH DIM
	调光范围	0%-100%
	调光曲线	对数
保护	负载保护	无输出, 排除故障自恢复
	短路保护	无输出, 排除故障自恢复
	过流保护	无输出, 排除故障自恢复
安规和电磁兼容	雷击浪涌	L-N 1000VAC N-PE2000V L-PE2000V
	耐压	I/P-O/P: 3750VAC/1min/5mA; I/P-GND: 1500VAC/1min/5mA; O/P-GND: 500VAC/1min/5mA
	安全标准	IEC/EN62384, IEC/EN61347-1, IEC/EN61347-2-13, GB19510.1, GB19510.14
	电磁兼容	EN61000-4-2, 3, 4, 5, 6, 8, 11; EN55015, EN61000-3-2; GB17626.3, 4, 5, 6, 8, 11; GB17743 GB17625.1, 2
	绝缘阻抗	5MΩ
其它	工作温度	-30°C~50°C
	储存温度、湿度	-40°C~85°C, 20-90%RH
	tc	70°C
	材质	金属
	防水等级	IP20
	寿命	30,000小时@tc:70°C
	质保	3年
	开关周期	>15,000次
	包装尺寸(重量)	净重: 650g±5%/PCS; 18PCS/ Carton; 12.2kg±5%/箱; 外箱尺寸: 303*221*265mm(长*宽*高)
	尺寸	206*75*40mm (长*宽*高)

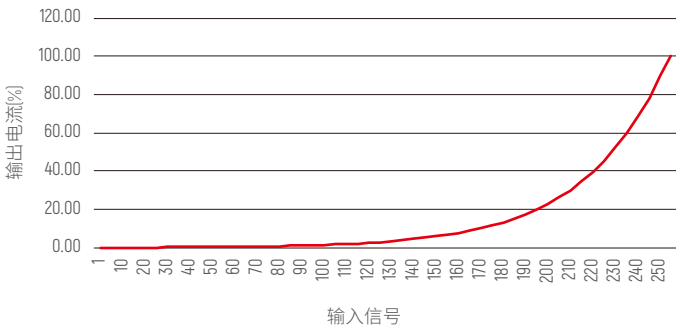
尺寸(mm)



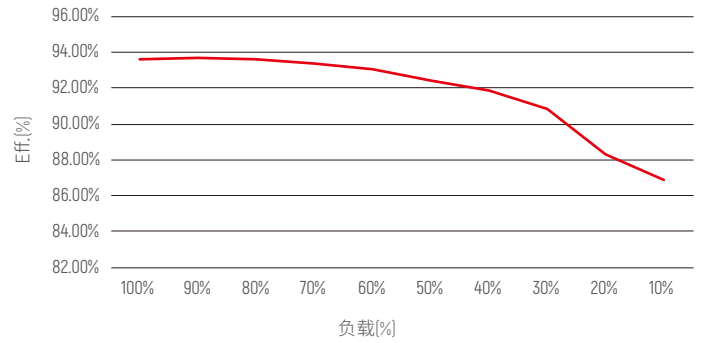
接线图



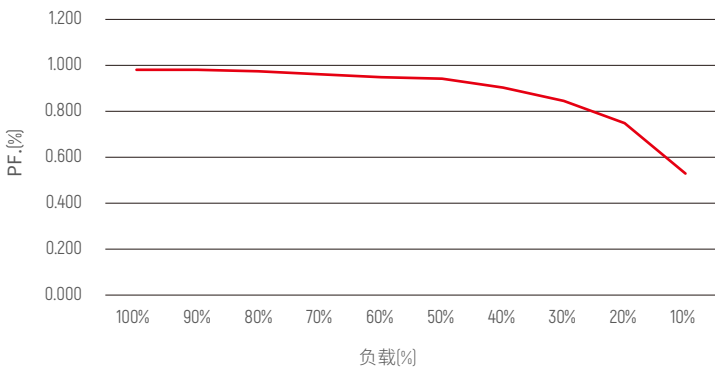
调光曲线



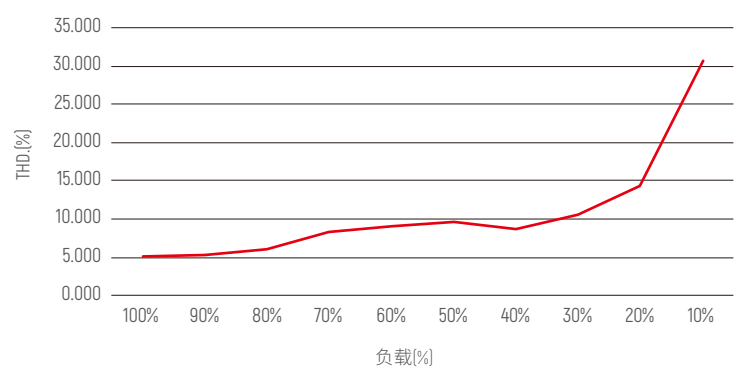
效率 vs 负载曲线



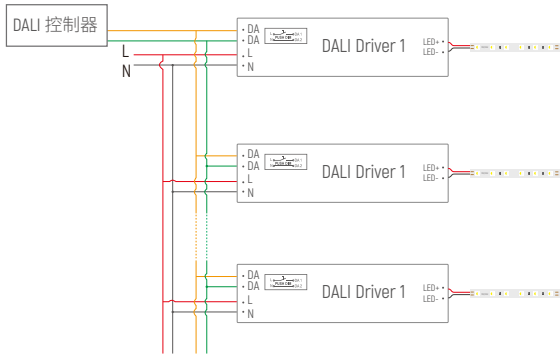
PF vs 负载曲线



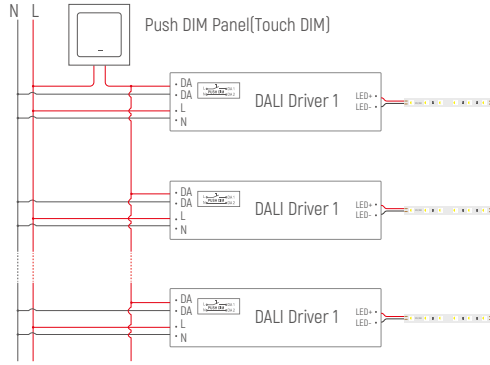
THD vs 负载曲线



DALI应用图



Push DIM (Touch DIM)应用图



备注: 只能使用开路的按压式开关(不带指示灯). 采用同步连线时每个设备和设备之间的线长不超过20米.

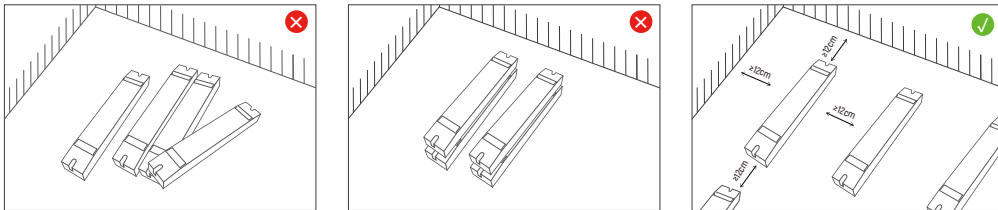
Push DIM 功能

1. 长按Push DIM(Touch DIM)开关8s, 进入Push DIM (Touch DIM)模式。
2. 短按Push DIM (Touch DIM)开关 (<0.5秒) 进行灯的亮暗控制。
3. 长按Push DIM (Touch DIM)开关 (>0.5秒) 进行灯具的亮度调节, 光是调亮还是调暗, 随着每次按压的开关变化而变换。
4. 双击Push DIM (Touch DIM)开关 (<0.3秒), 连接的所有灯具将达到最亮状态。
5. 亮度调节范围为1%-100%。
6. 具有断电记忆功能, 重新上电将恢复到上一次断电的状态。

断路器带载说明

MCB	输入电压230V 驱动器数量	MCB	输入电压230V 驱动器数量
B10	3pcs	C10	5pcs
B13	4pcs	C13	6pcs
B16	4pcs	C16	8pcs
B20	6pcs	C20	10pcs
		D16	9pcs

安装规范要求



请勿将产品堆叠摆放, 产品与产品间隔距离应 $\geq 12\text{cm}$, 避免影响产品散热和使用寿命。

保修条例

- 1、自出厂之日起保修服务期为3年。
- 2、在保修服务期内出现产品质量问题欧切斯将给予免费修理或更换服务。

非保修条例:

属下列情况不在免费保修或更换服务范围之内:

- 1、已经超出保修服务期;
- 2、过高电压、超负载、操作不当等人为造成的损坏;
- 3、产品外形严重损坏或变形;
- 4、自然灾害以及人力不可抗拒原因造成的损坏;
- 5、产品保修标签和产品唯一条形码损坏;
- 6、无欧切斯签订的合同或发票凭证。

·修理或更换是欧切斯对客户唯一补救措施。欧切斯不承担任何附带引起的损害赔偿，除非在适用法律范围之内。

·欧切斯享有修正或调整本保修条款的权利，并以书面形式发布为准。

注意事项:

- 1、本产品请由具有专业资格的人员进行调试安装。
- 2、本产品不能防水，需避免日晒雨淋，如安装在户外，请用防水箱。
- 3、良好的散热条件会延长产品的使用寿命，请把产品安装在通风良好的环境。
- 4、请检查使用的LED电源输出电压电流，是否符合产品要求。
- 5、出于安全考虑，推荐输入和输出（信号端除外）用0.75-2.5mm² PVC或橡胶线缆，并确保接线牢固，以免电线过热或接触不良触发事故。扁平电源线不适用。
- 6、通电调试前，应确保所有接线正确，避免因接线错误而导致灯具损坏。
- 7、如果发生故障，请勿私自维修；如有疑问，请联系供应商。

※ 本说明书内容如有更新，恕不另行通知。若您使用的产品功能与说明书不一致时，请以产品为准。如有疑问请与我们联系。