


EUP12D-1H12V-0 (Product No.:102200002101)

Summary

EUP12D-1H12V-0 is a constant voltage mode output LED driver and complies with DALI standard protocol IEC 62386. This driver can be connected to DALI main controller or Touch DIM to achieve a smooth dimming effect.



Product Features

- Single channel constant voltage output, 1A Max
- Meet DALI protocol IEC 62386
- Support Touch DIM function
- Dimming effect smooth, no flicker
- Over load protection; Over voltage protection
- IP20, suitable for MR16 and other indoor LED lighting

Application



Wall Washer



LED Strip Light



LED Tube



Underground Light



AR111 Venture Light



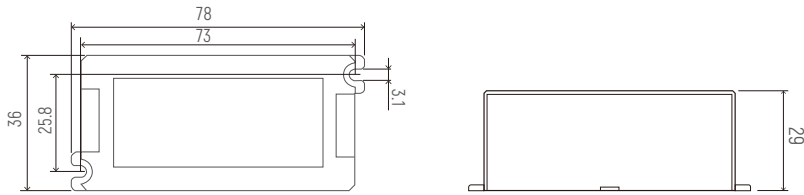
MR16



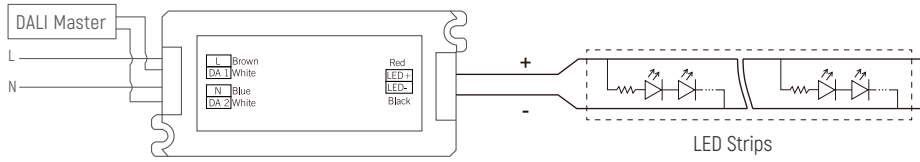
Technical Parameters

Model	EUP12D-1H12V-0	
Input	Efficiency	>80%@230VAC, Full load
	Voltage	220VAC-240VAC
	Frequency Range(Hz)	50/60Hz
	Power Factor	≥0.5@230VAC, Full load
	AC Current(max)	0.15Amax@230VAC
	Inrush Current(max)	Cold start, 12A@230VAC
Output	Current(A)/Voltage (VDC) Power(W)	1A/12VDC/12W
	R & N (Max)	120mVp-p
	Channel	1
	Voltage Tolerance	±5%
	Standby Power	<1W
	Turn on delay Time	<1.5s, at 230Vac (When the light begins to shine)
Function	Dimming Type	DALI, Touch DIM
	Dimming Range	1%-100% Dimming to off
Protection	Short circuit	Close output, recovers automatically after fault removed
	Over load	Close output, recovers automatically after fault removed
	Over temperature	Shut down the output, recovers automatically when temp. back to normal.
Safety& EMC	Withstand Voltage	I/P-O/P: 3000VAC/1min/5mA
	DALI Standard	IEC 62386-101: 2014, IEC 62386-102: 2014; IEC 62386-207: 2009, DALI 1.0
	Safety Standards	EN61347, GB19510
	EMC Emission	EN50515, EN61000-3-2
	EMC Immunity	EN61000-4-2, 3, 4, 5, 6, 8, 11; EN61547
Others	Working Temp.	-20°C-50°C
	Storage Temp., Humidity	-40°C-85°C, 20-90%RH
	tc	90°C
	Material	PC
	IP Rating	IP20
	Lifetime	30,000h@tc:80°C
	Warranty Condition	3 years
	Switch Cycle	>15,000 times
	Packing(weight)	Net weight: 85g±5%/PCS; 100PCS/Carton; 9.2kg±5%/Carton; Carton Size: 338*254*219mm(L*W*H)
	Dimension	78*36*29mm (L*W*H)

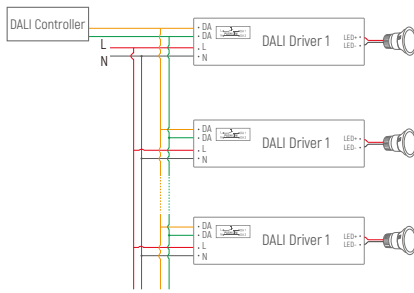
Dimension(mm)



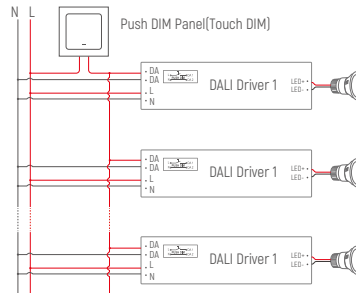
Wiring



DALI Diagram



Push DIM(Touch DIM) Diagram

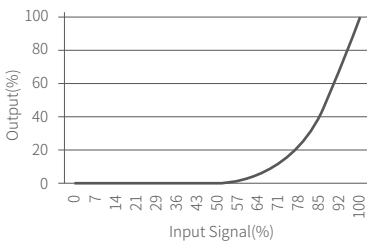


Remark: Only use open push button without indicator light. Maximum cable length between each Unit: 20 meters.

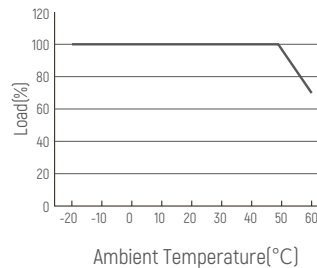
Push DIM Function

1. Press the Push DIM (Touch DIM) switch for 8s or more, the driver can be controlled via Push DIM switch.
2. Short press the Push DIM (Touch DIM) switch (<0.5s) to control the lamp on or off.
3. Long press the Push DIM (Touch DIM) switch (>0.5s) to dim the brightness of light. The dimming direction will change every time after pressing switch.
4. Double-click the Push DIM (Touch DIM) switch (<0.3s), then all lamps connected on the device will be set maximum brightness.
5. The brightness adjustment range is 1%-100%, and the light can be turned off through short pressing when doing the adjustment with long pressing Push DIM (Touch DIM) switch.
6. With the Power off memory function, the power-down state will be recovered when power on again.

Dimming Curve



Derating Curve



Cautions

1. This product should be installed by qualified personnel.
2. This product is non waterproof, need to avoid sun and rain. In case of outdoor use, please ensure it is mounted in a water proof enclosure.
3. Good heat dissipation conditions extend product life. Please install the product in a well-ventilated environment.
4. Please make sure LED power supply output voltage, current is used to meet the product requirements.
5. Please ensure that adequate sized cable is used from the controller to the LED lights to carry the current. Please also ensure that the cable is secured tightly in the connector.
6. In case of malfunction, do not repair it yourself.


※ The contents of this manual are updated without prior notice. If the function of the product you are using is inconsistent with the instructions, the function of the product shall prevail. Please contact us if you have any questions.

EUP12D-1H12V-0 (产品代码:102200002101)

概述

EUP12D-1H12V-0是一款可以用于室内的恒压输出LED调光驱动器。符合DALI标准协议IEC62386。

这款驱动器可以通过连接DALI主控或Touch DIM可以实现平滑的调光效果。



产品特点

- 单通道恒压输出，最大输出电流为1A
- 遵循DALI协议标准 IEC62386
- 支持Touch DIM功能
- 过温保护，短路保护，过载保护
- 调光曲线平滑，无闪烁
- IP20，适用于室内LED灯具



应用



洗墙灯



LED灯带



地埋灯



AR111斗胆灯

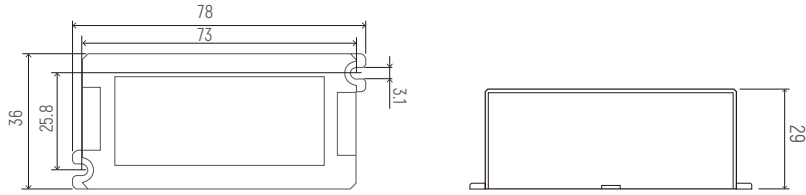


MR16

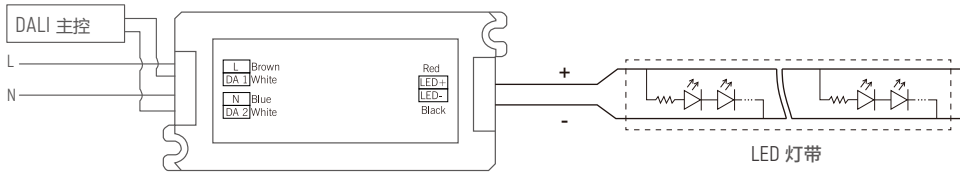
技术参数

型号	EUP12D-1H12V-0	
输入	效率	>80%@230VAC, 满载
	电压	220VAC-240VAC
	频率	50/60Hz
	功率因素	≥0.5@230VAC, 满载
	电流	0.15Amax@230VAC
	浪涌电流	冷启动,12A@230VACC
输出	电流/电压/功率	1A/12VDC/12W
	波纹电流	<3%
	通道	1
	电压公差	±5%
	待机功耗	<1W
	启动延时	<1.5s, at230Vac (当光线开始起亮时)
功能	调光方式	DALI, Touch DIM
	调光范围	1%-100% 变暗直至关闭
保护	过温	关闭输出，温度正常后自动恢复
	短路	关断输出，故障移除后自恢复
	过载	关断输出，故障移除后自恢复
安全 & 电磁兼容	耐压标准	I/P-O/P: 3000VAC/1min/5mA
	DALI 标准	IEC 62386-101: 2014, IEC 62386-102: 2014; IEC 62386-207: 2009, DALI 1.0
	安全标准	EN61347, GB19510
	电磁兼容	EN50515, EN61000-3-2
	EMC抗扰度	EN61000-4-2, 3, 4, 5, 6, 8, 11; EN61547
其它	工作温度	-20°C~50°C
	储存温度、湿度	-40°C~85°C, 20-90%RH
	tc	90°C
	材质	PC
	防水等级	IP20
	寿命	30,000小时@tc:80°C
	质保	3年
	开关周期	>15,000次
	包装尺寸(重量)	净重: 85g±5%/PCS; 100PCS/Carion; 9.2kg±5%/箱; 外箱尺寸: 338*254*219mm[长*宽*高]
	尺寸	78*36*29mm (长*宽*高)

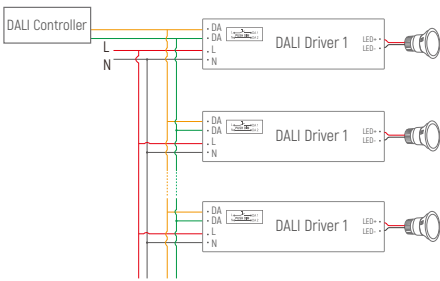
尺寸(mm)



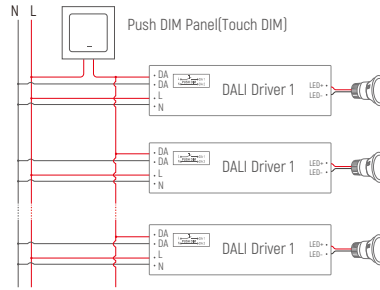
接线图



DALI应用图



Push DIM (Touch DIM)应用图

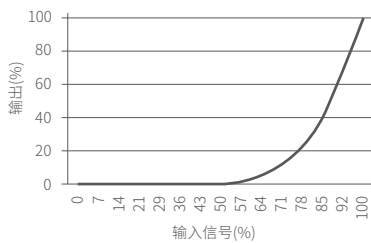


备注: 只能使用开路的按压式开关(不带指示灯). 采用同步连线时每个设备和设备之间的线长不超过20米.

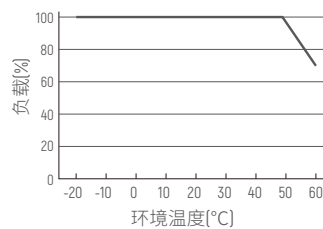
Push DIM 功能

1. 长按Push DIM(Touch DIM)开关8s, 进入Push DIM (Touch DIM)模式。
2. 短按Push DIM (Touch DIM)开关 (<0.5秒) 进行灯的亮暗控制。
3. 长按Push DIM (Touch DIM)开关 (>0.5秒) 进行灯具的亮度调节, 光是调亮还是调暗, 随着每次按压的开关变化而变换。
4. 双击Push DIM (Touch DIM)开关 (<0.3秒), 连接的所有灯具将达到最亮状态。
5. 亮度调节范围为1%-100%。
6. 具有断电记忆功能, 重新上电将恢复到上一次断电的状态。

调光曲线



降额曲线



注意事项:

- 1、本产品请由具有专业资格的人员进行调试安装。
- 2、本产品不能防水, 需避免日晒雨淋, 如安装在户外, 请用防水箱。
- 3、良好的散热条件会延长产品的使用寿命, 请把产品安装在通风良好的环境。
- 4、请检查使用的LED电源输出电压电流, 是否符合产品要求。
- 5、通电调试前, 应确保所有接线正确, 以避免因接线错误而导致灯具损坏。
- 6、如果发生故障, 请勿私自维修; 如果有疑问, 请联系供应商。

※ 本说明书内容如有更新, 恕不另行通知。若您使用的产品功能与说明书不一致时, 请以产品为准。如有疑问请与我们联系。