

EUP10D-1HMC-0 (Product No.:102100292101)



Summary

EUP10D-1HMC-0 is a 10W AC/DC constant current mode output LED driver featuring the multiple levels selectable by DIP switch and complies with DALI standard protocol IEC 62386. EUP10D-1HMC-0 can be connected to DALI main controller or Touch DIM to achieve a smooth dimming effect.

Product Features

- Single channel output, output current level selectable by DIP S.W.
- Meet DALI Protocol IEC 62386-207 Ed2.0
- Support Touch-DIM function
- Built-in active PFC function
- Dimming effect smooth, no flicker
- Protections: Short circuit, over load
- Suitable for indoor LED lighting application, such as down light, spot light, and so on

GMA-507850



Application



Downlight



Panel Light



Spotlight



Ceiling Light



Decorative Light



Floor Light

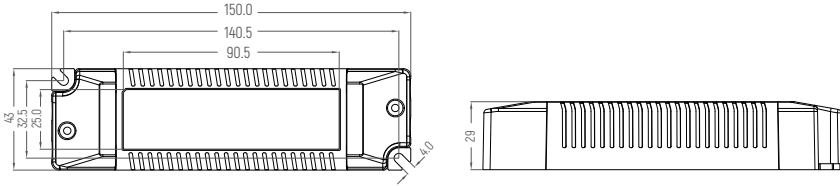


Flood Light

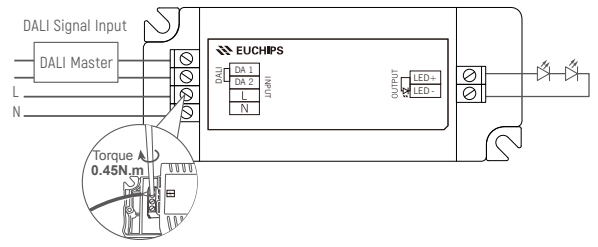
Technical Parameters

Model	EUP10D-1HMC-0																									
Input	Efficiency	80%@230VAC, Full load																								
	Voltage	220VAC-240VAC																								
	Frequency Range(Hz)	50/60Hz																								
	Power Factor	≥0.95@230VAC, Full load																								
	THD(full load)	<10%@230VAC, Full load																								
	AC Current(max)	0.06Amax@230VAC																								
	Standby power	<0.5W																								
	Inrush Current(max)	Cold start, 18A (twidth=14us measured at 5 0% Ipeak)@230VA C																								
Output	Current/Voltage/Power	120mA/9-40VDC/4.8W 180mA/9-40VDC/7.2W 240mA/9-40VDC/9.6W 300mA/9-33VDC/9.9W																								
	Ripple Current	<3%																								
	Channel	1																								
	Current Tolerance	±5%																								
	No load output voltage	50V Max																								
		Current Selection Table <table border="1"> <tr> <td><input type="checkbox"/></td> <td><input type="checkbox"/></td> <td><input type="checkbox"/></td> <td><input type="checkbox"/></td> <td><input type="checkbox"/></td> <td><input type="checkbox"/></td> </tr> <tr> <td>ON</td> <td>OFF</td> <td>1 2</td> <td></td> <td></td> <td></td> </tr> <tr> <td></td> <td></td> <td>120mA</td> <td>180mA</td> <td>240mA</td> <td>300mA</td> </tr> <tr> <td></td> <td></td> <td>9-40V</td> <td>9-40V</td> <td>9-40V</td> <td>9-33V</td> </tr> </table> <p>Remark: Function default setting is: 120mA (@switch are all OFF state)</p>	<input type="checkbox"/>	<input type="checkbox"/>	<input type="checkbox"/>	<input type="checkbox"/>	<input type="checkbox"/>	<input type="checkbox"/>	ON	OFF	1 2						120mA	180mA	240mA	300mA			9-40V	9-40V	9-40V	9-33V
<input type="checkbox"/>	<input type="checkbox"/>	<input type="checkbox"/>	<input type="checkbox"/>	<input type="checkbox"/>	<input type="checkbox"/>																					
ON	OFF	1 2																								
		120mA	180mA	240mA	300mA																					
		9-40V	9-40V	9-40V	9-33V																					
Function	Dimming Type	DALI /Touch DIM																								
	Dimming Range	0.1%-100% Dimming to off																								
Protection	Short Circuit	Close output , recovers automatically after fault removed																								
	Over Load	When the output voltage is exceeded, the output current decreases and, recovers automatically when the load is reduced.																								
Safety & EMC	Surge	L-N:1kv																								
	Withstand Voltage	I/P-O/P: 3000VAC/1min/5mA																								
	DALI Standard	IEC 62386-101: 2014, IEC 62386-102: 2014; IEC62386-207 Ed2.0																								
	Safety Standards	EN61347, GB19510																								
	EMC Eission	EN55015, EN61000-3-2																								
Others	EMC Immunity	EN61000-4-2,3,4,5,6,8,11; EN61547																								
	Working Temp.	-20°C-50°C																								
	Storage Temp., Humidity	-40°C-85°C, 20-90%RH																								
	tc	90°C																								
	Material	PC																								
	IP Rating	IP20																								
	Lifetime	50,000h@tc:70°C																								
	Warranty Condition	5 Years																								
	Switch Cycle	>100,000 times																								
	Packing(weight)	Net weight: 125g±5%/PCS; 50PCS/Carton; 6.65kg±5%/Carton; Carton Size: 319*254*136mm(L*W*H)																								
Dimension	150*43*29mm (L*W*H)																									

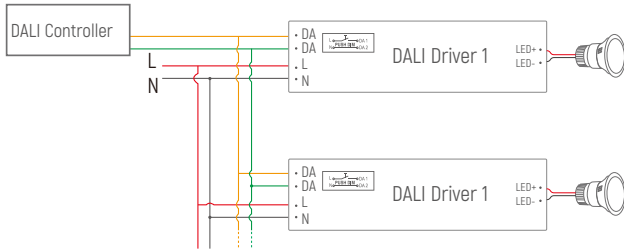
Dimension(mm)



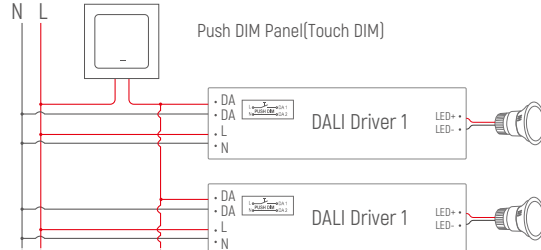
DALI Wiring



DALI Diagram



Push DIM(Touch DIM) Diagram

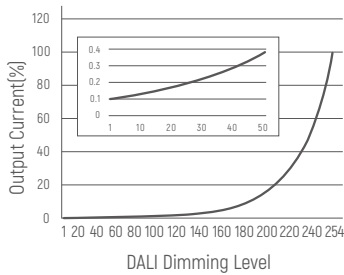


Remark: Only use open push button without indicator light. Maximum cable length between each Unit: 20 meters.

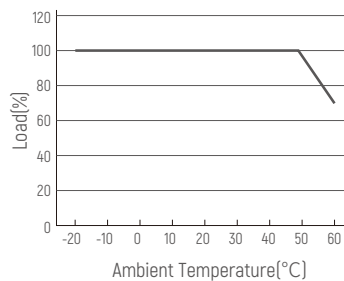
Push DIM Function

1. Press the Push DIM (Touch DIM) switch for 8s or more, the driver can be controlled via Push DIM switch.
2. Short press the Push DIM (Touch DIM) switch (<0.5s) to control the lamp on or off.
3. Long press the Push DIM (Touch DIM) switch (>0.5s) to dim the brightness of light. The dimming direction will change every time after pressing switch.
4. Double-click the Push DIM (Touch DIM) switch (<0.3s), then all lamps connected on the device will be set maximum brightness.
5. The brightness adjustment range is 1%-100%, and the light can be turned off through short pressing when doing the adjustment with long pressing Push DIM (Touch DIM) switch.
6. With the Power off memory function, the power-down state will be recovered when power on again.

Dimming Curve



Derating Curve



Max. quantity of drivers per miniature circuit breaker

MCB type	B16	C16
Installation	1.5mm ²	1.5mm ²
Quantity	36	45

Max. distance between independent use LED driver and LED modules

Distance	5m/16ft	10m/32ft	20m/65ft	30m/98ft
Cable Section	0.5mm ² /AWG20	0.5mm ² /AWG20	1mm ² /AWG17	2.5mm ² /AWG13

Cautions

1. This product should be installed by qualified personnel.
2. This product is non waterproof, need to avoid sun and rain. In case of outdoor use, please ensure it is mounted in a water proof enclosure.
3. Good heat dissipation conditions extend product life. Please install the product in a well-ventilated environment.
4. Please make sure LED power supply output voltage, current is used to meet the product requirements.
5. Please ensure that adequate sized cable is used from the controller to the LED lights to carry the current. Please also ensure that the cable is secured tightly in the connector.
6. Due to safety concerns, PVC or rubber cord of 0.75-1.5mm² is recommended for input and output terminal(s) (excluding signal terminals). Flat power cord is not suitable. Ensure all wire connections and polarities are correct before applying power to avoid any damages to the LED lights.
7. In case of malfunction, do not repair it yourself.

※ The contents of this manual are updated without prior notice. If the function of the product you are using is inconsistent with the instructions, the function of the product shall prevail. Please contact us if you have any questions.

EUP10D-1HMC-0 (产品代码:102100292101)



概述

EUP10D-1HMC-0 是一款可以提供120/180/240/300mA 4档电流的LED驱动器。输出电流可以通过DIP拨码开关简易设置，用DALI 主控/Touch DIM开关调光，曲线平滑、无闪烁。

产品特点

- 单通道恒流输出，多级电流可选
- 遵循DALI协议标准 IEC 62386-207 Ed2.0
- 支持Touch-DIM功能
- 高电压输入：220VAC ~ 240VAC
- 内建主动式PFC功能
- 短路保护，过载保护
- 适用于LED室内灯具,比如筒灯，面板灯等

GMA-507850



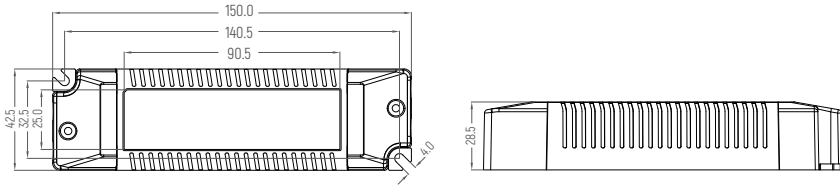
应用



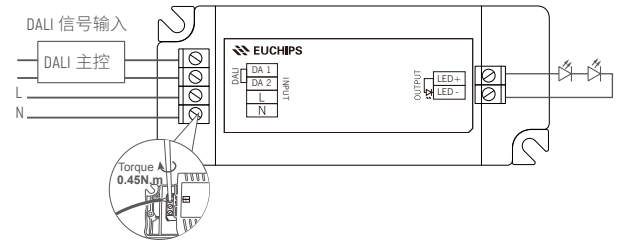
技术参数

型号	EUP10D-1HMC-0																			
输入	效率	80%@230VAC, 满载																		
	电压	220VAC-240VAC																		
	频率	50/60Hz																		
	功率因素	≥0.95@230VAC, 满载																		
	THD	<10%@230VAC, 满载																		
	电流	0.06Amax@230VAC																		
	待机功耗	<0.5W																		
	浪涌电流	冷启动,18A[在 50%peak 下测twidth=14us]@230VAC																		
输出	电流/电压/功率	120mA/9-40VDC/4.8W 180mA/9-40VDC/7.2W 240mA/9-40VDC/9.6W 300mA/9-33VDC/9.9W																		
	波纹电流	<3%																		
	通道	1																		
	电流精度	±5%																		
	空载输出电压	50V Max																		
<table border="1"> <caption>电流选择表</caption> <tr> <td>ON</td> <td>OFF</td> <td>1 2</td> <td></td> <td></td> <td></td> </tr> <tr> <td></td> <td></td> <td>120mA</td> <td>180mA</td> <td>240mA</td> <td>300mA</td> </tr> <tr> <td></td> <td></td> <td>9-40V</td> <td>9-40V</td> <td>9-40V</td> <td>9-33V</td> </tr> </table> <p>备注：出厂默认设置电流为120mA(1,2在OFF状态)</p>			ON	OFF	1 2						120mA	180mA	240mA	300mA			9-40V	9-40V	9-40V	9-33V
ON	OFF	1 2																		
		120mA	180mA	240mA	300mA															
		9-40V	9-40V	9-40V	9-33V															
功能	调光方式	DALI/Touch DIM																		
	调光范围	0.1%-100% 变暗直至关闭																		
保护	短路	关闭输出，排除故障后自恢复																		
	过载	打嗝，移除故障后自恢复																		
安全 & 电磁兼容	浪涌	L-N:1kv																		
	耐压标准	I/P-O/P: 3000VAC/1min/5mA																		
	DALI标准	IEC 62386-101: 2014, IEC 62386-102: 2014; IEC62386-207 Ed2.0																		
	安全标准	EN61347, GB19510																		
	电磁兼容	EN50515, EN61000-3-2																		
其它	EMC抗扰度	EN61000-4-2, 3, 4, 5, 6, 8, 11; EN61547																		
	工作温度	-20°C~50°C																		
	储存温度、湿度	-40°C~85°C, 20-90%RH																		
	tc	90°C																		
	材质	PC																		
	防水等级	IP20																		
	寿命	50,000小时@tc:70°C																		
	质保	5年																		
	开关周期	>100,000次																		
	包装尺寸(重量)	净重: 125g±5%/PCS; 50PCS/ Carton; 6.65kg±5%/箱; 外箱尺寸: 319*254*136cm(长*宽*高)																		
	尺寸	150*43*29mm (长*宽*高)																		

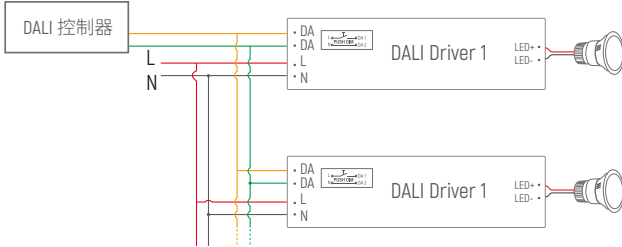
尺寸(mm)



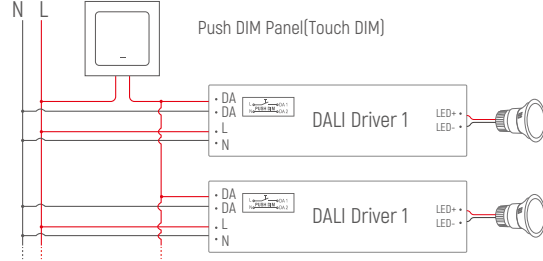
接线图



DALI应用图



Push DIM (Touch DIM)应用图

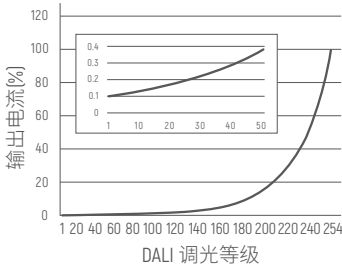


备注: 只能使用开路的按压式开关(不带指示灯). 采用同步连线时每个设备和设备之间的线长不超过20米.

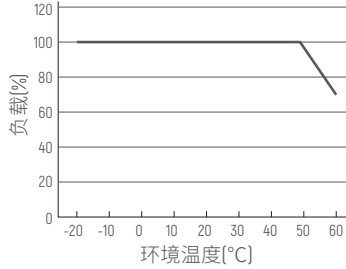
Push DIM 功能

1. 长按Push DIM (Touch DIM)开关8s, 进入Push DIM (Touch DIM)模式。
2. 短按Push DIM (Touch DIM)开关 (<0.5秒) 进行灯的亮暗控制。
3. 长按Push DIM (Touch DIM)开关 (>0.5秒) 进行灯具的亮度调节, 光是调亮还是调暗, 随着每次按压的开关变化而变换。
4. 双击Push DIM (Touch DIM)开关 (<0.3秒), 连接的所有灯具将达到最亮状态。
5. 亮度调节范围为1%-100%。
6. 具有断电记忆功能, 重新上电将恢复到上一次断电的状态。

调光曲线



降额曲线



断路器的带载说明

断路器类型	B16	C16
安装线径	1.5mm ²	1.5mm ²
最大允许数量	36	45

驱动与灯具的安装距离

距离	5m/16ft	10m/32ft	20m/65ft	30m/98ft
线径	0.5mm ² /AWG20	0.5mm ² /AWG20	1mm ² /AWG17	2.5mm ² /AWG13

注意事项:

- 1、本产品请由具有专业资格的人员进行调试安装。
- 2、本产品不能防水, 需避免日晒雨淋, 如安装在户外, 请用防水箱。
- 3、良好的散热条件会延长产品的使用寿命, 请把产品安装在通风良好的环境。
- 4、请检查使用的LED电源输出电压电流, 是否符合产品要求。
- 5、出于安全考虑, 推荐输入和输出(信号端除外)用0.75-1.5mm² PVC或橡胶线缆, 并确保接线牢固, 以免电线过热或接触不良触发事故。扁平电源线不适用。
- 6、通电调试前, 应确保所有接线正确, 以避免因接线错误而导致灯具损坏。
- 7、如果发生故障, 请勿私自维修; 如果有疑问, 请联系供应商。

※ 本说明书内容如有更新, 恕不另行通知。若您使用的产品功能与说明书不一致时, 请以产品为准。如有疑问请与我们联系。