

8、After-Sales

From the day you purchase our products within 3 years, if being used properly in accordance with the instruction, and quality problems occur, we provide free repair or replacement services except the following cases:

- 1.Any defects caused by wrong operations.
- 2.Any damages caused by inappropriate power supply or abnormal voltage.
- 3.Any damages caused by unauthorized removal, maintenance, modifying circuit, incorrect connections and replacing chips.
- 4.Any damages due to transportation, breaking, flooded water after the purchase.
- 5.Any damages caused by earthquake, fire, flood, lightning strike etc force majeure of natural disasters.
- 6.Any damages caused by negligence, inappropriate storing at high temperature and humidity environment or near harmful chemicals.
- 7.Product has been updated.

9、Kindly Reminder

1.Power Source Selection

Power source must be DC constant voltage type of power supply. Due to the efficient output in some power supplies are only 80% of total, so please select at least 20% higher output power supply than the consumption of LED lights.

LED Wireless RF Remote Controller User Manual



CE FC RoHS (FCC ID: 2APBAT1)

(Please read through this manual carefully before use)

1、Brief Introduction

Welcome to use this LED Controller, This Wireless remote is dedicated to controlling led lamps by RF radio frequency; there are several functions on the remote, such as on-off, pause, modes changing, brightness and speed adjustment etc; the wireless signal is with strong penetrating power, no limit to direction or obstacles. With our R Series Receiver, it is easy to control RGB lamp lights. T series have a simple fashion design, comfortable hand feeling, and user friendly.

2、Specifications

Model	Wireless Remote (T3)
Working Voltage	3V(CR2032)
Working Frequency	433.92MHz
Remote Distance	40m-50m
Working Temp	-20°C-55°C
Dimensions	L106×W56×H9(mm)
Weight(N.W.)	40g

Model	Receiver (R4)
Working Voltage	DC12V-DC24V
Output Current	Max 5A×4CH
Output Power	Max 240W(12V)/480W(24V)
Working Temp	-30°C-55°C
Dimensions	L176×W46×H30(mm)
Weight(N.W.)	110g

4

1

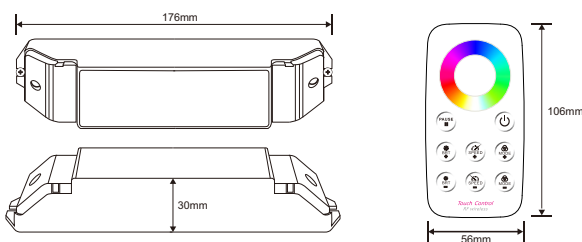
3、Basic Features

- 1.Automatically adapt to LED light which works from DC12V-24V.
- 2.Using RF remote control , the wireless signal is with strong penetrating power, no limited to direction or obstacles, and can control the multi function of ON/OFF, pause ,change mode , brightness and speed ,etc.
- 3.10 strobe & fade change mode, with 4096 grey scales per channel, led lamp is more rich and vivid without flash .

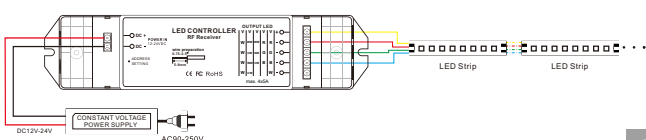
4、Safety warnings

- Please don't install this controller in lightening, intense magnetic and high-voltage fields.
- 1.reduce the risk of component damage and fire caused by short circuit, make sure correct connection.
 - 2.Always be sure to mount this unit in an area that will allow proper ventilation to ensure a fitting temperature.
 - 3.Check if the voltage and power adapter suit the controller. (please select DC12-24V power supply with constant voltage)
 - 4.Don't connect cables with power on; make sure a correct connection and no short circuit checked with instrument before power on.
 - 5.Please don't open controller cover and operate if problems occur. The manual is only suitable for this model; any update is subject to change without prior notice.

5. Dimensions



6. Conjunction Diagram



2

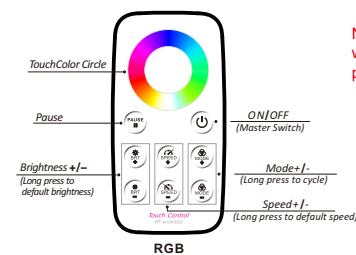
The Learning ID Method of Remote Control:

Remote control has been matched to the receiver before leave factory, if deleted accidentally, you can learn ID as follow.

Learning ID: Press ID learning button on the receiver until the running light is on, then press any key on the remote control, the running light flashes several times, activated.

Cancel ID: Press ID learning button on the receiver for 5 seconds.

7、Operating Instructions



Notice: The remote control will enter dormant status without operation for 30 seconds, please press any key to reactive it.

RGB remote control for changing modes:

Sequence	Modes	Description
1	3 color skipping	Red, green and blue 3-color skipping
2	7 color skipping	Red, green, blue, yellow, purple, cyan, white 7-color skipping
3	White color strobe	White (with all red, green and blue on) strobe
4	3 color smooth	Red, green and blue 3-color gradual changes
5	Full color smooth	All 7-color gradual changes
6	RG color smooth	Red, green 2-color gradual changes
7	R B color smooth	Red, blue 2-color gradual changes
8	GB color smooth	Green, blue 2-color gradual changes
9	White color fade & change	white (with red, green & blue on) gradual bright & fade
10	Great cycle	All changing modes overlap cycle

3