

T2 + P2 Wireless Remote CCT controller



CE FC RoHS (FCC ID: 2APBAT1)

Technical Specs:

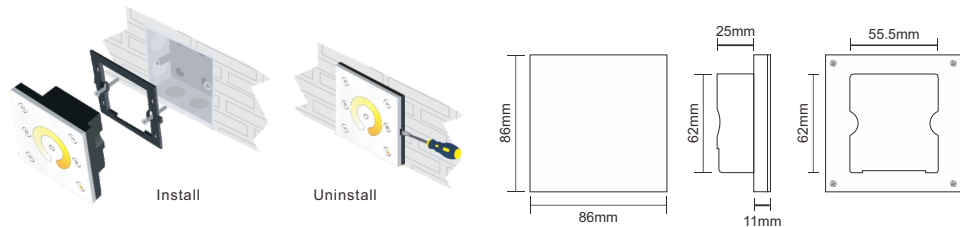
P2: CCT Panel

- Input Voltage: DC12V-24V
- Load Current: 4A×4CH Max 16A
- Grey Scale Level: 4096×4
- Max Output Power: 192W/384W(12V/24V)
- Working Temperature: -20°C~55°C
- Dimensions: L86×W86×H36(mm)
- Weight(N.W): 190g

Wireless Remote (T2)

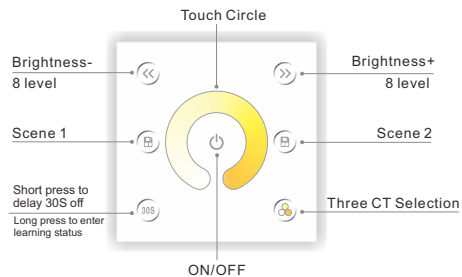
- Working Voltage: 3V(CR2032)
- Working Frequency: 433.92MHz
- Remote Distance: 30m
- Working Temp: -20°C-55°C
- Dimensions: L106×W56×H9(mm)
- Weight(N.W.): 40g

Installation:

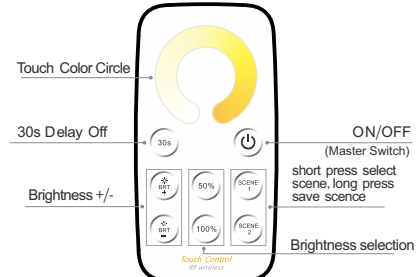


Key Functions:

P2: CCT Panel



T2: NW-WW CCT



- ※ Long press to turn on/off the buzzer.
- ※ Short press to call scene, long press to save scene.
- ※ Hold the , keys for 2 second, the controller will restore default and restart automatically.

※ The Learning ID Method of Remote Control:

Remote control has been matched to the receiver before leave factory, if deleted accidentally, you can learn ID as follow.

Learning ID: Long press the key on the panel, to enter the learning mode, then press any key on the remote control, activated.

Noticed: Panel P1 can only learn remote control T1, Panel P2 can only learn remote control T2, Panel P3 can only learn remote control T3, Panel P4 can only learn remote control T4. When the light of key on the panel keeps on, it will enter into learning mode.

※ Notice: The remote control will enter dormant status without operation for 30 seconds, please press any key to reactive it.

Wiring Diagram:

