

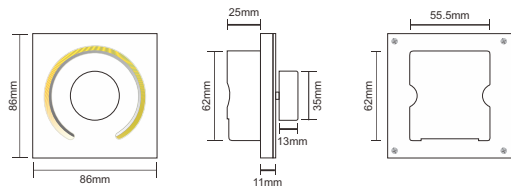
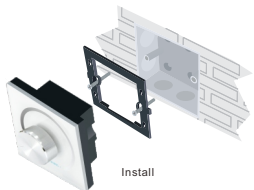
# K2 CCT Rotary Controller



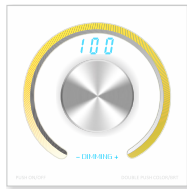
## Technical Specs:

- Input Voltage : DC12V-24V
- Load Current : 4Ax2CH MAX 8A
- Optional output frequency : 0.5K, 1K, 2K, 4K, 8K
- Grey Scale Level : 2048 Levelsx2
- Max Output Power : 96W(12V)/192W(24V)
- Working Temperature : -20°C ~ 55°C
- Dimensions : L86×W86×H50 (mm)
- Weight(N.W) : 130g

## Installation:



## Rotary Functions:



- ※ Short press: turn on/off LED controller
- ※ Long press: in the state of power on, long press to select the output frequency, F0.5=0.5K, F1.0=1.0K, F2.0=2.0K, F4.0=4.0K, F8.0=8.0K.
- ※ Double-click: switch between CCT mode and Dimming mode.
- ※ Adjust rotary: in dimming mode, increase or decrease brightness, range from 1~100; in CCT mode, adjust the color temperature, range from C0-C32.

## Notice:

1. The digital tube is inactive if no settings are made after 1 minute, does not affect the output effect. re-operate the rotary to turn it on.
2. Restore factory defaults: In the state of power off, long press the rotary and power on, after 0.5 second, release the rotary, the controller is on.

## Green Block:



Power input socket

LED lamp connected socket

## Wiring Diagram:

