

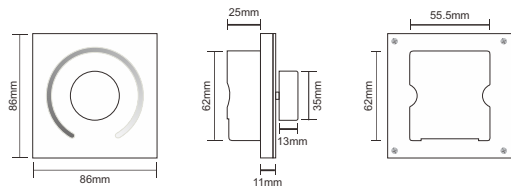
K1 Single Color Rotary Controller




Technical Specs:

- Input Voltage : DC12V-24V
- Load Current : 4Ax3CH MAX 12A
- Optional output frequency : 0.5K, 1K, 2K, 4K, 8K
- Grey Scale Level : 2048Levelsx3
- Dimming Range : 1%-100%
- Max Output Power : 144W(12V)/288W(24V)
- Working Temperature : -20°C ~ 55°C
- Dimensions : L86×W86×H50 (mm)
- Weight(N.W) : 130g

Installation:



Rotary Functions:




- ✘ Short press: turn on/off LED controller
- ✘ Long press: In the state of power on , long press to select the output frequency , F0.5=0.5K, F1.0=1.0K,F2.0=2.0K, F4.0=4.0K, F8.0=8.0K.
- ✘ Adjust rotary: increase or decrease brightness, range from 1~100.

Notice:

1. The digital tube is inactive if no settings are made after 1 minute, does not affect the output effect. re-operate the rotary to turn it on.
2. Restore factory defaults: In the state of power off, long press the rotary and power on, after 0.5 second, release the rotary, the controller is on.

Green Block:



Power input Socket LED lamp Connected Socket

Wiring Diagram:

