


- 6. Any damages caused by negligence, inappropriate storing at high temperature and humidity environment or near harmful chemicals.
- 7. Product has been updated.

8. Kindly Reminder

Power Source Selection:
Power source must be DC constant voltage type of power supply. Due to the efficient output in some power supplies are only 80% of total, so please select at least 20% higher output power supply than the consumption of LED lights.

3CH high frequency constant voltage LED repeater User Manual



(Please read through this manual carefully before use)

1. Brief Introduction

LED Power Repeater is suitable for all of our company's power-output style controllers' power expansion, it accepts PWM control, unlimited quantity of power repeater to be connected theoretically. Also, the power repeater of constant voltage model and constant current model could be connected freely, suitable for synchronized controlling on different LED lamps.

2. Specifications

Model	3CH High Frequency Repeater
Input voltage	DC5V-DC24V
Max Load Current	5A/CH×3
Output signal	Constant voltage PWM
Max output power	75W(5V)180W(12V)360W(24V)
Product Dimension	L176×W46×H30(mm)
Package Size	L180×W50×H30(mm)
Gross Weight	135g

3. Basic Features

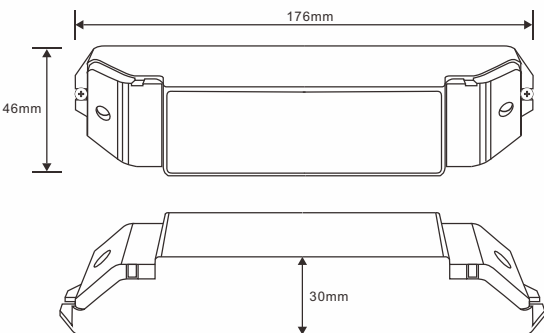
- 1. Common anode input and output.
- 2. Sustain high frequency common anode PWM input signal.

- 3. Work with RGB controller, DMX512 decoder, LED dimmer for synchronous control, to fulfill abundant color changings.
- 4. Over current protection and short circuit protection.
- 5. 3000V optoelectronic isolation.

4. Safety warnings

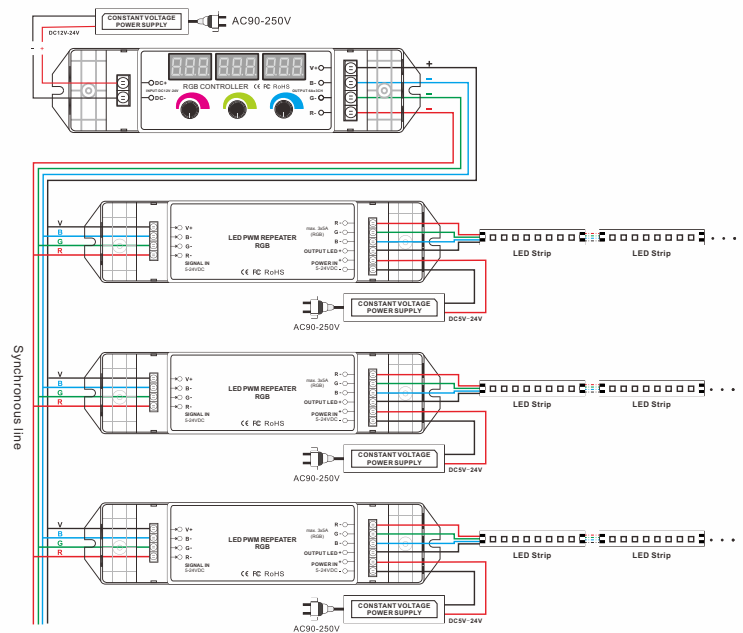
Please don't install this controller in lightning, intense magnetic and high-voltage fields.
 1. To reduce the risk of component damage and fire caused by short circuit, make sure correct connection
 2. Always be sure to mount this unit in an area that will allow proper ventilation to ensure a fitting temperature.
 3. Check if the voltage and power adapter suit the controller (please select DC12-24V power supply with constant voltage)
 4. Don't connect cables with power on; make sure a correct connection and no short circuit checked with instrument before power on.
 5. Please don't open controller cover and operate if problems occur. The manual is only suitable for this model; any update is subject to change without prior notice.

5. Dimensions



6. Conjunction Diagram

Repeaters connected to RGB controller :



7. After-Sales

From the day you purchase our products within 3 years, if being used properly in accordance with the instruction, and quality problems occur, we provide free repair or replacement services except the following cases:
 1. Any defects caused by wrong operations.
 2. Any damages caused by inappropriate power supply or abnormal voltage.
 3. Any damages caused by unauthorized removal, maintenance, modifying circuit, incorrect connections and replacing chips.
 4. Any damages due to transportation, breaking, flooded water after the purchase.
 5. Any damages caused by earthquake, fire, flood, lightning strike etc force majeure or natural disasters.